



Above: A collage of photos from the Pillars Single Room Occupancy Program. This permanent supportive housing project for single adults opened in 2019 and is located in Appleton, Wisconsin.

2019 Homeless Management Information System (HMIS) Report

v2
Updated 9/25/2020



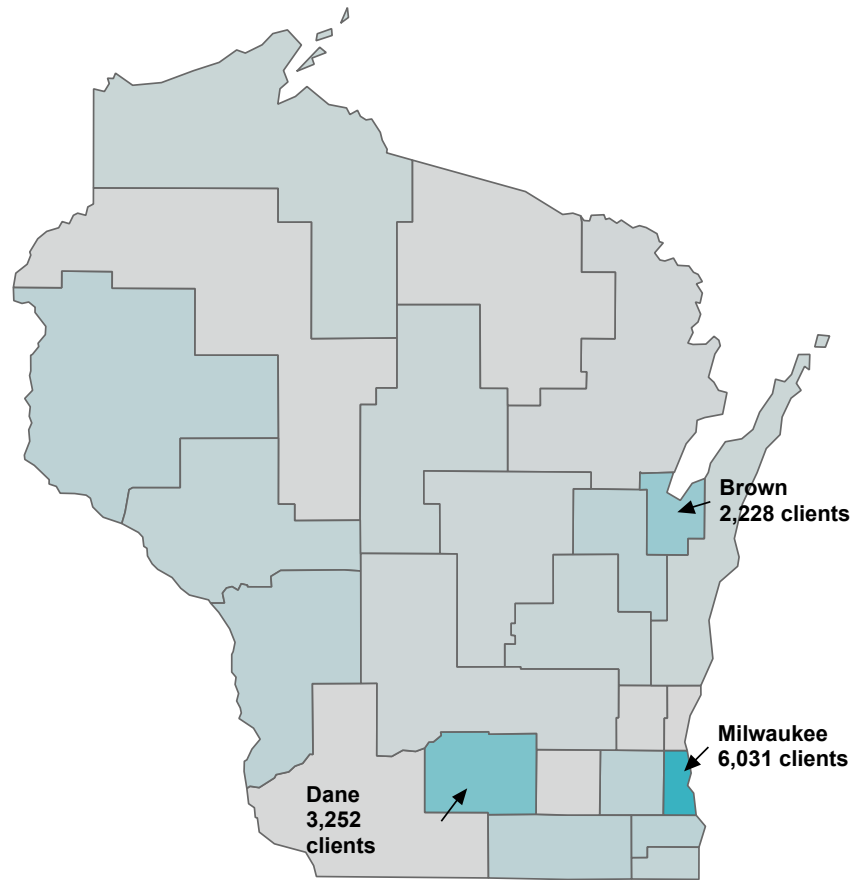
The State of Homelessness in Wisconsin

Total Clients Experiencing Homelessness in 2019: 21,632

21,632 clients experiencing homelessness received services and shelter from HMIS agencies in Wisconsin in 2019. This includes clients who were served in the following project types:

- * Emergency Shelter
- * Transitional Housing
- * PATH, ESG, and City-funded Street Outreach
- * Rapid Re-Housing (entering only)
- * Permanent Supportive Housing (entering only)

The greatest number of persons experiencing homelessness in Wisconsin are in and around population centers. Nationally, the distribution of persons experiencing homelessness is overwhelmingly urban. Many people in rural areas facing extreme poverty will live “doubled up” with family or friends, or they may live in substandard housing. In other cases, they may leave rural areas for the promise of increased employment opportunities and social services in larger communities.



© 2020 Mapbox © OpenStreetMap



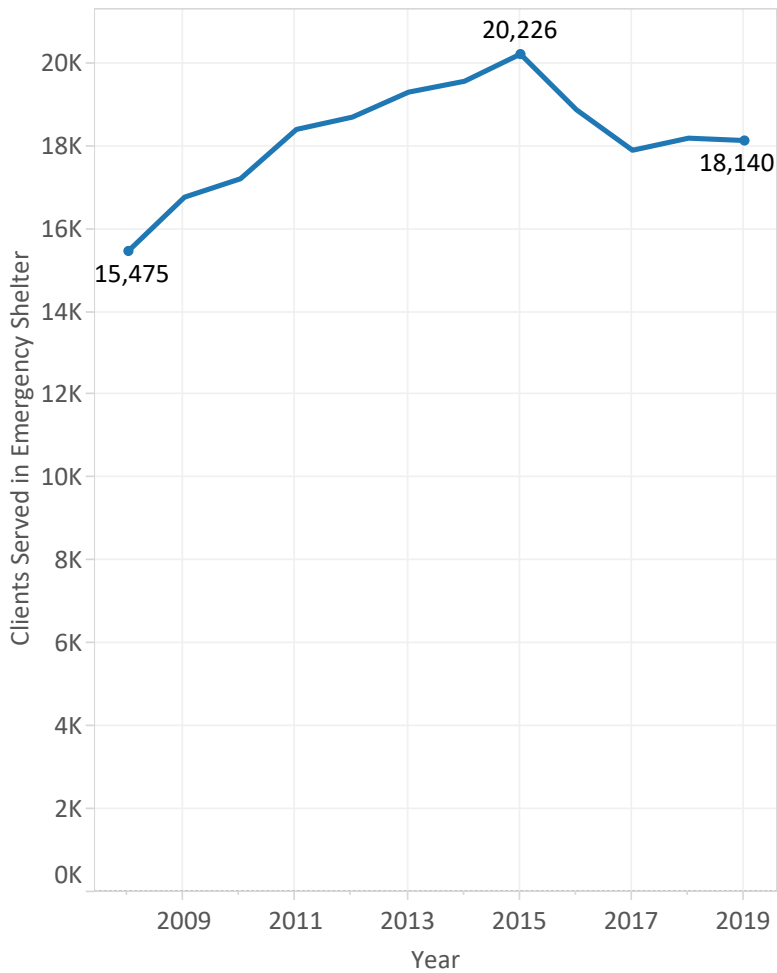
Clients in Emergency Shelter over Time

18,140 clients had an emergency shelter stay with HMIS agencies in Wisconsin in 2019.

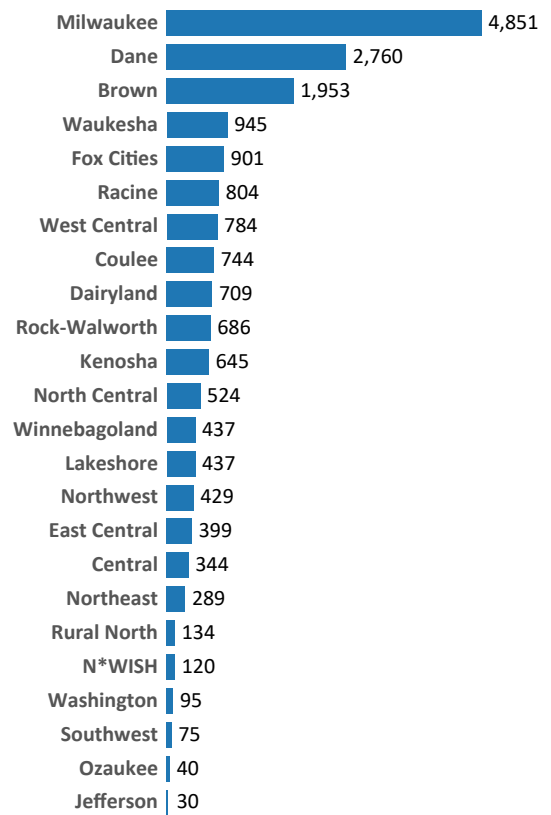
10,272 of those clients (57%) sought emergency shelter in the Balance of State.

Since the most recent peak in 2015, the number of clients using HMIS-reporting emergency shelter beds has decreased about 10%. The number of clients who sought emergency shelter is about the same as in 2018.

Total Clients Served in Emergency Shelter



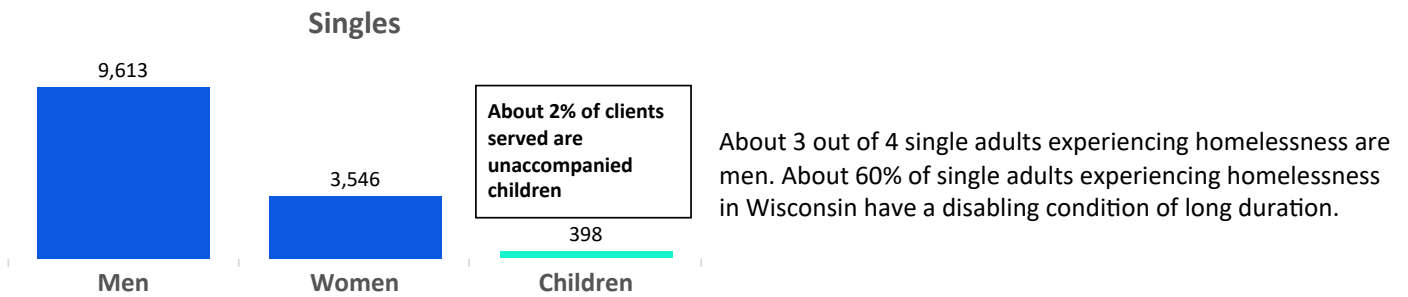
2019 Distribution of Emergency Shelter Clients



Household Types

Singles

61% of clients served by HMIS projects in 2019 were single adults.



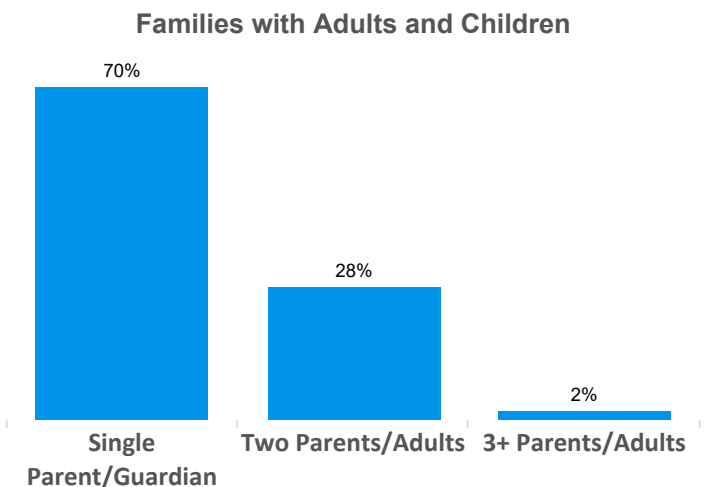
Homeless Families with Children

37% of persons experiencing homelessness in Wisconsin who sought services did so as members of a family (with adults and children).



The majority of families (70%) are households with one adult and at least one child. On average, families with children have about 2 children.

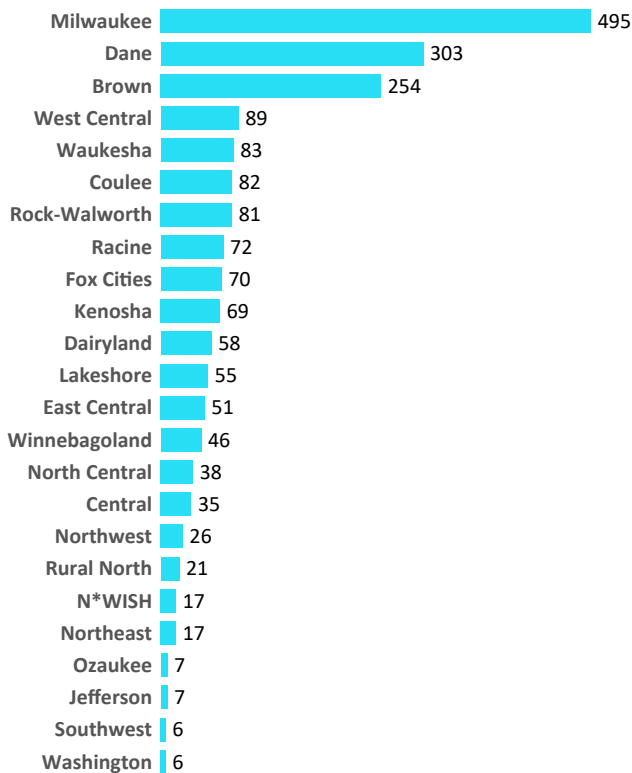
14% of families have 4 or more children. Affordable housing is difficult to find for all low-income families, and it is even harder for large families.



Singles include only clients who were not served as members of a family in 2019. Because family structure can change over time, clients may be included in more than one family during 2019.

Youth and Unaccompanied Children

Youth ages 18-24 represent about 9% of persons served by HMIS homeless service providers in Wisconsin in 2019. About 65% of youth are served as singles, not as members of a family.



National studies estimate that 20%-45% of youth experiencing homelessness identify as LGBTQ, and LGBTQ youth are at least twice as likely to experience homelessness as non-LGBTQ youth.

LGBTQ individuals may face discrimination and rejection from family members, which can play a role in becoming homeless and struggling to regain housing. Many shelters in Wisconsin and throughout the United States are sex segregated, and LGBT+ individuals often have difficulty finding shelters that are safe and welcoming. **Proposed changes to HUD's Equal Access Rule may exacerbate this issue, especially for transgender folks.**

The rule will still require that HUD-funded housing and shelter programs do not discriminate based on actual or perceived sexual orientation, gender identity, or marital status. However, the proposed modification will no longer require sex-segregated facilities to provide services consistent with folks' gender identities.

An estimated 0.6% of the total US adult population is transgender, and 1.2% of youth experiencing homelessness in Wisconsin identify as transgender.

398 unaccompanied children received homeless services in 2019.

These are children under the age of 18 who received homeless services without a parent or guardian. 7% of children experiencing homelessness in Wisconsin were unaccompanied in 2019. 1 out of 3 teens experiencing homelessness is unaccompanied. Though almost all unaccompanied children are teens, 26 children ages 11 or 12 received homeless services alone.

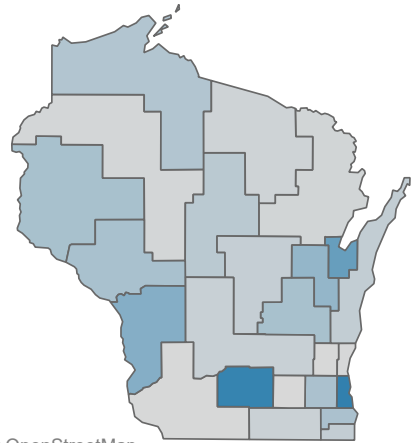


Veterans Experiencing Homelessness

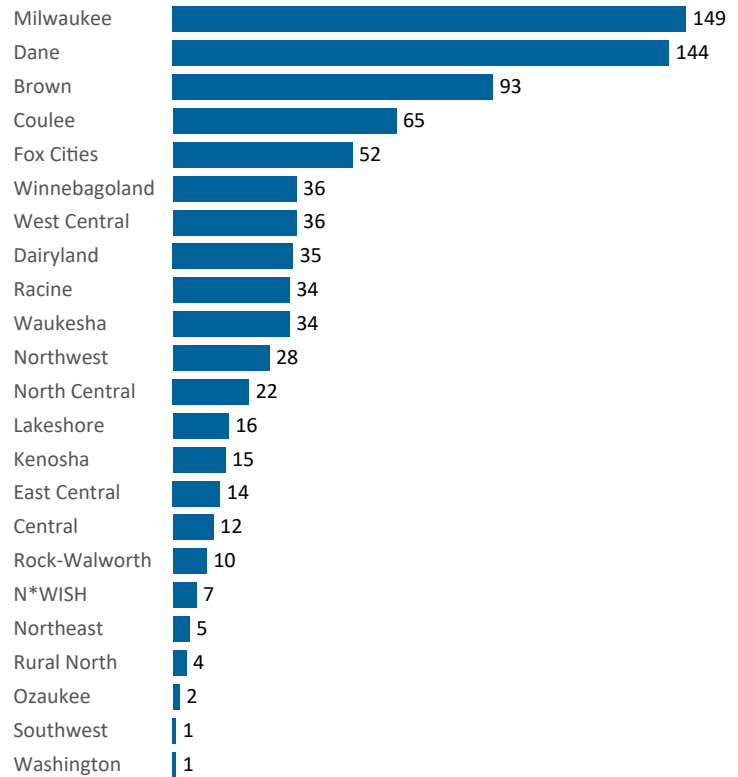
Veterans Served in Emergency Shelter, 2019

6% of adults who sought emergency shelter in Wisconsin in 2019 are veterans, and 10% of adults experiencing homelessness in Wisconsin are veterans.

There are many projects in Wisconsin dedicated specifically to preventing and ending homelessness for veterans. The Supportive Services for Veteran Families (SSVF) Program funds prevention and rapid re-housing for veterans and their families. The Grant and Per Diem (GPD) Program funds transitional housing, and the Veterans Affairs Supportive Housing (VASH) Program funds permanent supportive housing for veterans.

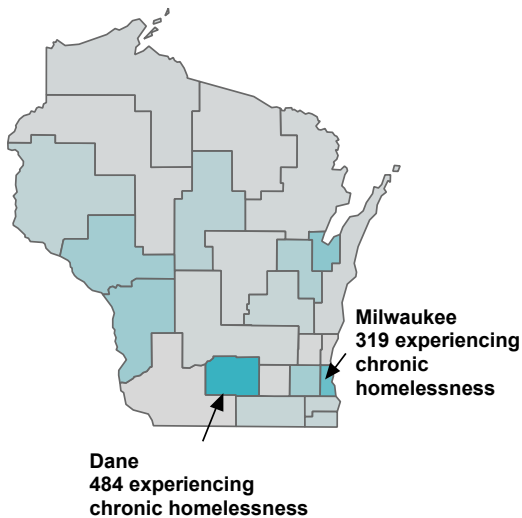


© 2020 Mapbox © OpenStreetMap

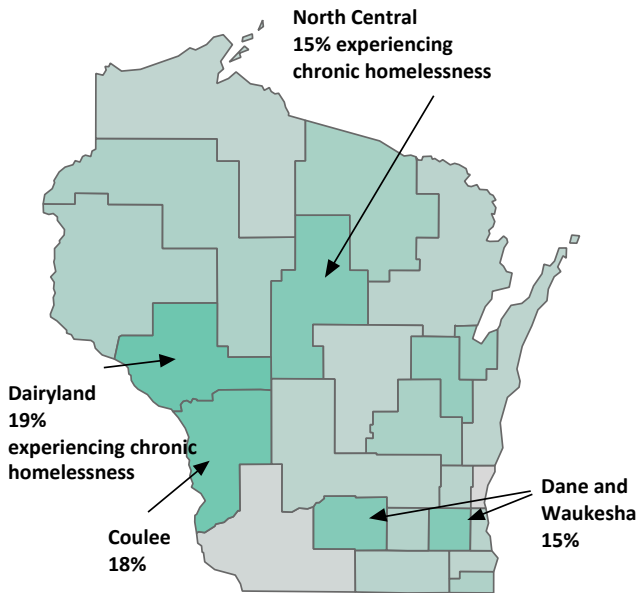


Clients Experiencing Chronic Homelessness

Chronically Homeless Clients



© Mapbox © OSM



© Mapbox © OSM

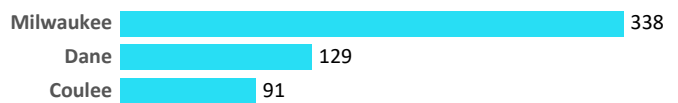
Chronic Homelessness in 2019

The number of clients experiencing chronic homelessness in Wisconsin in 2019 increased by 7% since 2018 (133 clients). The number of clients experiencing chronic homelessness in Dane County increased by 13% (57 clients) from 2018 to 2019.

In two communities – Milwaukee County and the Coulee Region – the number of clients *decreased* by at least 10 percent.

These two regions (plus Dane County) had the most clients entering Permanent Supportive Housing units in 2018 AND in 2019. In 2019, 804 clients entered PSH.

Clients Entering PSH in 2019



[the remaining 31% of PSH entries were in other CoCs]

Statewide

9% of clients served by HMIS providers in 2019 were chronically homeless.

About 40% of all folks experiencing chronic homelessness are served in Milwaukee and Dane Counties.

Coulee CoC and Dairyland CoCs have the highest percent of clients served who are experiencing chronic homelessness (18-19%) followed by Waukesha, Dane, and North Central CoCs (15%)

Clients with a disability who have been homeless continuously for 12 months or longer, or four times in three years for a total of 12 months, may be considered chronically homeless.

[See full HUD definition for more information]

Racial Disparities

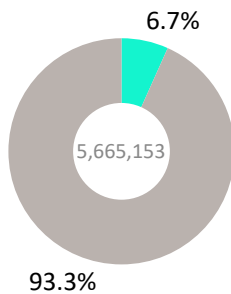
1 out of 46 Black or African American Wisconsinites experienced homelessness in 2019

1 out of 509 White, non-Hispanic or Latino/a Wisconsinites experienced homelessness in 2019

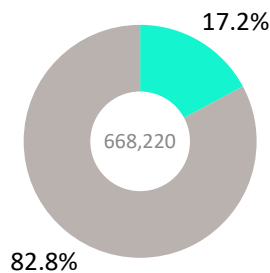
"This is no accident; it is the result of centuries of structural racism that have excluded historically oppressed people—particularly Black and Native Americans—from equal access to housing, community supports, and opportunities for economic mobility."

SPARC Phase One Findings, Center for Social Innovation

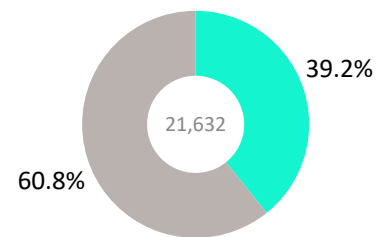
Wisconsin Population



Wisconsin Poverty Population



Wisconsin Homeless Population



Black or African American Wisconsinites are 10.6 times as likely to experience homelessness

Selected Race

Black or African American

Black Wisconsin residents are almost 11 times as likely to experience homelessness compared to white, non-Latino Wisconsinites. Wisconsin residents who are multi-racial or American Indian are about 6 times as likely to experience homelessness, and Latino/a residents are 2.2 times as likely to experience homelessness. The racial disparity in Wisconsin homelessness cannot be explained by poverty rates alone.

Throughout the United States, people of color are much more likely to experience homelessness than White people. The Center for Social Innovation has launched SPARC, an initiative to research racial disparities in homelessness and work toward solutions.

About ICA and the Wisconsin Annual Report

The State of Homelessness in Wisconsin was compiled by the Institute for Community Alliances (ICA) through the Homeless Management Information System (HMIS) reporting tool. Wisconsin HMIS collects real-time data on nearly 80% of homeless dedicated beds in the state. The data do not include information from domestic violence shelters, from persons living with friends or family, or from unsheltered persons who had no interactions with homeless service providers using HMIS.

ICA is a non-profit organization based in Des Moines, Iowa that provides HMIS training and support for homeless service agencies around the country. Wisconsin HMIS staff are located in Madison, WI and across the state. The Institute for Community Alliances engages in research and produces reports on homelessness and related issues. In cooperation with state and federal agencies, private research firms, and university researchers, ICA works to inform regional and national efforts to end homelessness.

We welcome your questions, feedback, and input. Please direct correspondence to:

Jesse Dirkman

Senior Data Analyst

jesse.dirkman@icalliances.org

Adam Smith

Wisconsin HMIS Director

adam.smith@icalliances.org

An interactive version of this report is available at
icalliances.org/wisconsin-annual-report-dashboard

This version of the 2019 Annual Report corrects the counts for clients experiencing chronic homelessness. Version 1 incorrectly identified a statewide decrease in the total clients experiencing chronic homelessness.

References

State Estimates

National Alliance to End Homelessness. "How do we compare urban and rural homelessness?" Frequently Asked Questions. National Alliance to End Homelessness. Web. 7 Aug. 2014.

Youth

Flores, Andrew et al. "How Many Adults Identify as Transgender in the United States." Williams Institute UCLA School of Law. June 2016. Web. 26 July 2019.

Durso, L.E., & Gates, G.J. (2012). *Serving Our Youth: Findings from a National Survey of Service Providers Working with Lesbian, Gay, Bisexual, and Transgender Youth who are Homeless or At Risk of Becoming Homeless*. Los Angeles: The Williams Institute with True Colors Fund and The Palette Fund. Web. 18 May 2016.

Romero, A.P., Goldberg, S.K., & Vasquez, L.A. (2020). *LGBT People and Housing Affordability, Discrimination, and Homelessness*. The Williams Institute. Web. 10 July 2020.

HUD Public Affairs. (2020). Press Release: HUD No. 20-099. "HUD Updates Equal Access Rule, Returns Decision Making to Local Shelter Providers." Department of Housing and Urban Development. Web. 10 July 2020.

National Coalition for the Homeless. *LGBT Homelessness*. National Coalition for the Homeless. Web. 18 May 2016.

Notice CPD-15-02. Office of the Assistant Secretary for Community Planning and Development. *Appropriate Placement for Transgender Persons in Single-Sex Emergency Shelters and Other Facilities*. Department of Housing and Urban Development, 20 February 2015. Web. 18 May 2016.

Racial Disparities

U.S. Census Bureau, 2018 American Community Survey 5-Year Estimates. "POVERTY STATUS IN THE PAST 12 MONTHS." Wisconsin. Table ID: S1701. Web. 10 July 2020.

U.S. Census Bureau, Vintage 2019 Population Estimates Program. "QuickFacts: Wisconsin." Web. 10 July 2020.

Olivet, Jeffery & Dones, M. & Richard M. et al., "SPARC Phase One Study Findings." Center for Social Innovation. Web. 10 July 2018