
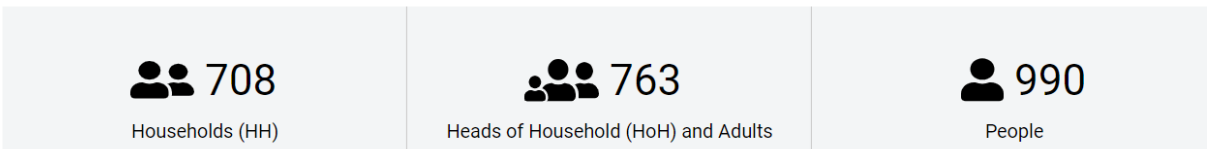
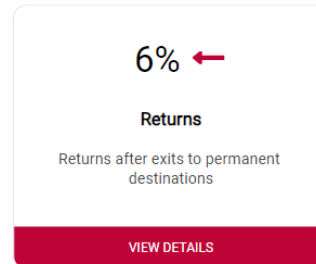
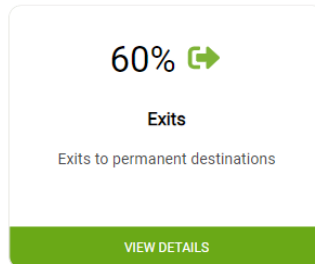


Lowcountry CoC System Performance Dashboard

10/1/2022 – 9/30/2023

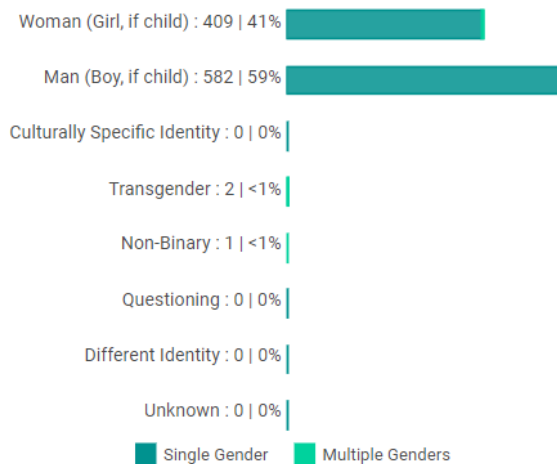
 **708**
HOUSEHOLDS

 **990**
PEOPLE



Gender of All People (Inclusive): 990 People

Number of people that identified with each gender, inclusive of people who identified with more than one gender. People who identified with multiple genders are counted in more than one category.



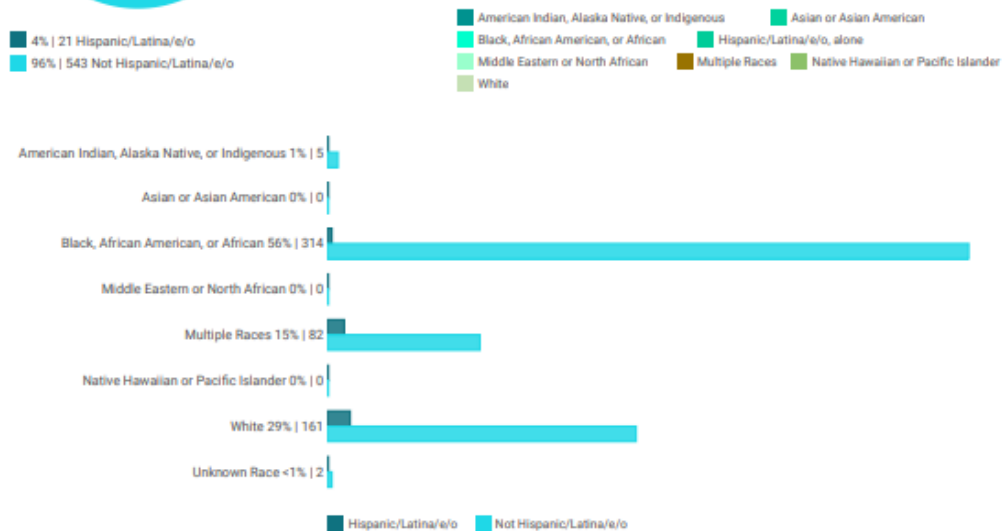
Small numbers may not be visible in the chart. Click the tabular view to see details.

Lowcountry CoC System Performance Dashboard

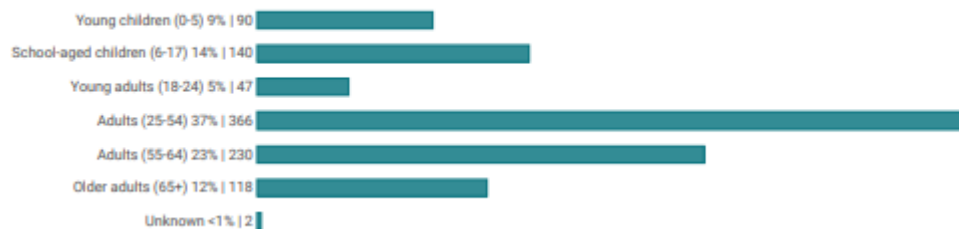
10/1/2022 – 9/30/2023

Race and Ethnicity of All Persons in Household

This panel shows the percent and number of people in each ethnicity group, percent of Hispanic/Latina/e/o in each race group, and the number of people in each race group that either selected or did not select Hispanic/Latina/e/o ethnicity. Each person is only counted in one category per chart.



Age of All Persons in Household



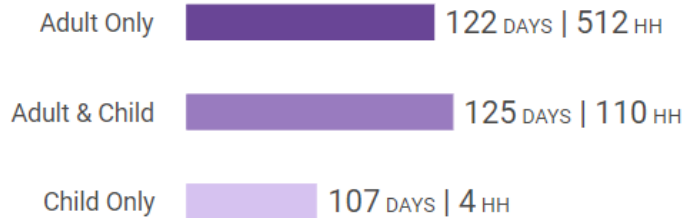
Lowcountry CoC System Performance Dashboard

10/1/2022 – 9/30/2023

Average Days Homeless

The average cumulative, unduplicated number of days that households were served in ES, SH, or TH projects; and days in RRH or PSH prior to move-in.

123
 DAYS Homeless
 627 HH



Households with Days Homeless Trend

For each reporting year, households that had at least one day in ES, SH, TH, or RRH; or at least one day in PSH prior to move-in.



Days Homeless Trend by Household Type

For each reporting year, the average cumulative, unduplicated number of days that households were served in ES, SH, or TH projects; and days in RRH or PSH prior to move-in.



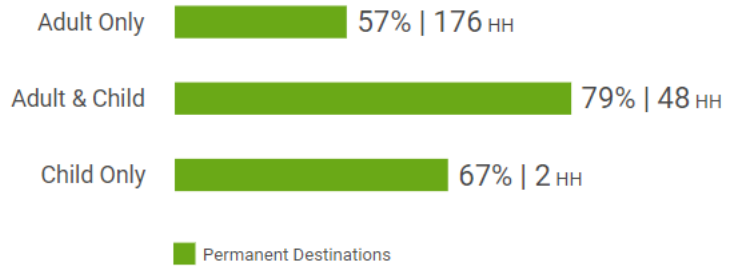
Lowcountry CoC System Performance Dashboard

10/1/2022 – 9/30/2023

Exits from the Homeless System

Percent of households that exited to permanent destinations.

60%
 Exited to
 Permanent Destinations
 226 of 375 HH



Exits to Permanent Destinations Trend

Number of households that exited from the homeless system and percent that exited to permanent destinations within each of the past three years.

