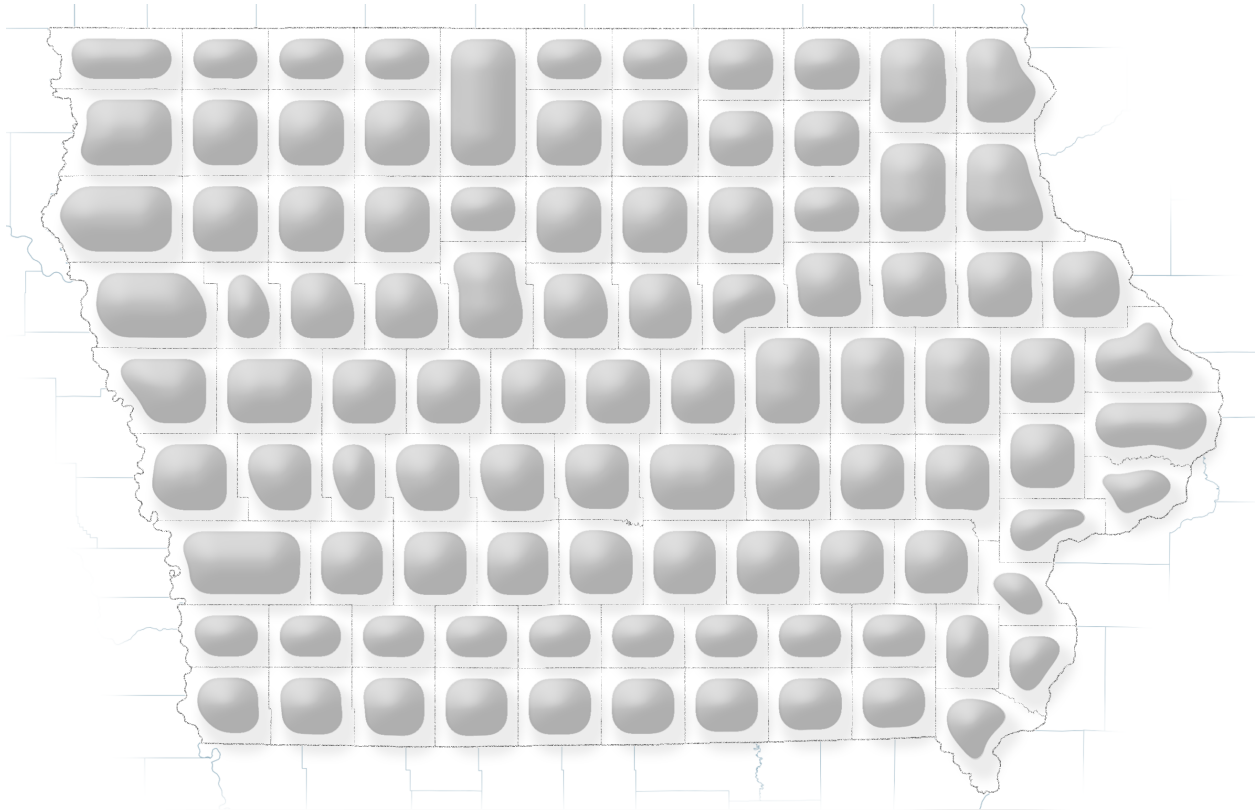


# DAY ON THE HILL 2024

Ehren Stover-Wright PhD

HOUSE



# Homelessness from House District 1

Woodbury	
From 10/1/22 to 9/30/23, there were...	
<b>33</b>	<b>50</b>
People newly seeking services through coordinated entry	People accessing services 41 are newly enrolled, 9 retained enrollment from prior to 10/1/22



People seeking housing services are prioritized based on immediate and long term need. Not everyone who requires intensive services, such as PSH\*, gets access to those services.

**People requiring PSH**      **People receiving PSH**  
20                                      2

Factors that people identified as a cause of homelessness	
Disability	7 people
Disaster	0 people
Domestic violence or crime survivor	16 people
Eviction or similar	17 people

- 3 people were Veterans
- 25 people were employed
- 35 people experienced first time homelessness
- 14 people were 55+ years old without younger family present
- 18 people experienced chronic homelessness
- 36 people experienced a long-term disability

Age and Household Breakout of people accessing services.						
	Total people	Households	Children under 18	Youth 18-24	Adults 25-54	Adults over 55
Adult & child(ren)	16	8	6	0	10	0
Only adults	32	34	0	0	6	26
TAY parenting youth	1	1	0	1	0	0
TAY youth	3	3	0	3	0	0
Child only	3	1	2	0	0	1



76% of people served have either found or maintained permanent housing

\*PSH, or permanent supportive housing, is an intensive housing intervention that provides people with high barriers access to housing and supportive services for as long as the individual or family needs in order to stabilize and become self-sufficient. Additional questions? Want more data? Please contact [support@icalliances.org](mailto:support@icalliances.org)

## Homelessness from House District 2

Woodbury	
From 10/1/22 to 9/30/23, there were...	
<b>41</b>	<b>63</b>
People newly seeking services through coordinated entry	People accessing services 46 are newly enrolled, 17 retained enrollment from prior to 10/1/22



People seeking housing services are prioritized based on immediate and long term need. Not everyone who requires intensive services, such as PSH\*, gets access to those services.

**People requiring PSH**      **People receiving PSH**  
 24                                      3

Factors that people identified as a cause of homelessness	
Disability	9 people
Disaster	0 people
Domestic violence or crime survivor	18 people
Eviction or similar	19 people

- 6 people were Veterans
- 30 people were employed
- 41 people experienced first time homelessness
- 17 people were 55+ years old without younger family present
- 21 people experienced chronic homelessness
- 45 people experienced a long-term disability

Age and Household Breakout of people accessing services.						
	Total people	Households	Children under 18	Youth 18-24	Adults 25-54	Adults over 55
Adult & child(ren)	20	9	8	0	12	0
Only adults	39	42	0	0	8	31
TAY parenting youth	1	1	0	1	0	0
TAY youth	5	4	0	5	0	0
Child only	3	1	2	0	0	1

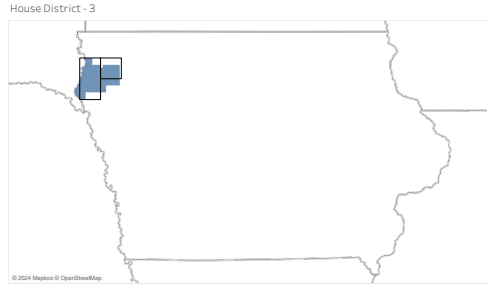


77% of people served have either found or maintained permanent housing

\*PSH, or permanent supportive housing, is an intensive housing intervention that provides people with high barriers access to housing and supportive services for as long as the individual or family needs in order to stabilize and become self-sufficient. Additional questions? Want more data? Please contact [support@icalliances.org](mailto:support@icalliances.org)

**Homelessness from House District 3**

Plymouth	
From 10/1/22 to 9/30/23, there were . . .	
<b>8</b>	<b>12</b>
People newly seeking services through coordinated entry	People accessing services 11 are newly enrolled, 1 retained enrollment from prior to 10/1/22



People seeking housing services are prioritized based on immediate and long term need. Not everyone who requires intensive services, such as PSH\*, gets access to those services.

People requiring PSH: 5  
People receiving PSH: 0

Factors that people identified as a cause of homelessness	
Disability	0 people
Disaster	1 people
Domestic violence or crime survivor	6 people
Eviction or similar	2 people

- 1 people were Veterans
- 5 people were employed
- 7 people experienced first time homelessness
- 1 people were 55+ years old without younger family present
- 4 people experienced chronic homelessness
- 10 people experienced a long-term disability

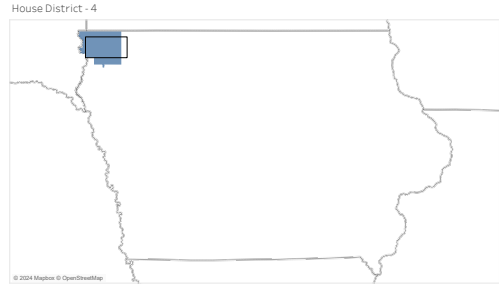
Age and Household Breakout of people accessing services.						
	Total people	Households	Children under 18	Youth 18-24	Adults 25-54	Adults over 55
Adult & child(ren)	2	2	1	0	1	0
Only adults	9	9	0	0	1	8
TAY parenting youth	0	0	0	0	0	0
TAY youth	1	1	0	1	0	0
Child only	0	0	0	0	0	0



100% of people served have either found or maintained permanent housing

\*PSH, or permanent supportive housing, is an intensive housing intervention that provides people with high barriers access to housing and supportive services for as long as the individual or family needs in order to stabilize and become self-sufficient. Additional questions? Want more data? Please contact [support@icalliances.org](mailto:support@icalliances.org)

### Homelessness from House District 4



Sioux	
From 10/1/22 to 9/30/23, there were...	
<b>14</b>	<b>15</b>
People newly seeking services through coordinated entry	People accessing services 8 are newly enrolled, 7 retained enrollment from prior to 10/1/22

People seeking housing services are prioritized based on immediate and long term need. Not everyone who requires intensive services, such as PSH\*, gets access to those services.

People requiring PSH      People receiving PSH  
1                                      0

Factors that people identified as a cause of homelessness	
Disability	1 people
Disaster	1 people
Domestic violence or crime survivor	4 people
Eviction or similar	8 people

- 1 people were Veterans
- 5 people were employed
- 8 people experienced first time homelessness
- 2 people were 55+ years old without younger family present
- 0 people experienced chronic homelessness
- 7 people experienced a long-term disability

Age and Household Breakout of people accessing services.						
	Total people	Households	Children under 18	Youth 18-24	Adults 25-54	Adults over 55
Adult & child(ren)	6	4	2	1	3	0
Only adults	6	6	0	0	1	5
TAY parenting youth	0	0	0	0	0	0
TAY youth	2	2	0	2	0	0
Child only	1	1	1	0	0	0

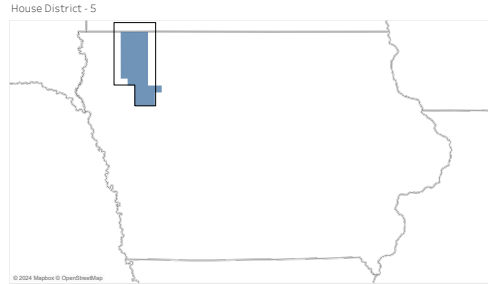


45% of people served have either found or maintained permanent housing

\*PSH, or permanent supportive housing, is an intensive housing intervention that provides people with high barriers access to housing and supportive services for as long as the individual or family needs in order to stabilize and become self-sufficient. Additional questions? Want more data? Please contact [support@icalliances.org](mailto:support@icalliances.org)

### Homelessness from House District 5

O'Brien	
From 10/1/22 to 9/30/23, there were...	
<b>51</b>	<b>63</b>
People newly seeking services through coordinated entry	People accessing services 39 are newly enrolled, 24 retained enrollment from prior to 10/1/22



People seeking housing services are prioritized based on immediate and long term need. Not everyone who requires intensive services, such as PSH\*, gets access to those services.

People requiring PSH: 9  
 People receiving PSH: 0

Factors that people identified as a cause of homelessness	
Disability	2 people
Disaster	7 people
Domestic violence or crime survivor	12 people
Eviction or similar	27 people

- 6 people were Veterans
- 23 people were employed
- 36 people experienced first time homelessness
- 10 people were 55+ years old without younger family present
- 4 people experienced chronic homelessness
- 22 people experienced a long-term disability

Age and Household Breakout of people accessing services.

	Total people	Households	Children under 18	Youth 18-24	Adults 25-54	Adults over 55
Adult & child(ren)	29	14	8	4	17	0
Only adults	27	24	0	1	8	18
TAY parenting youth	1	1	0	1	0	0
TAY youth	3	3	0	3	0	0
Child only	2	2	2	0	0	0

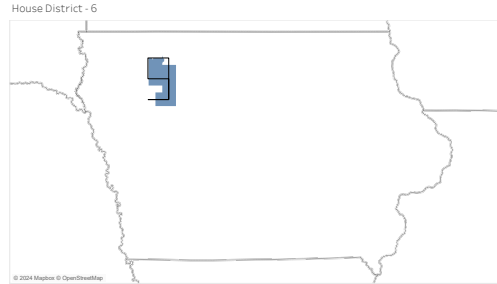


73% of people served have either found or maintained permanent housing

\*PSH, or permanent supportive housing, is an intensive housing intervention that provides people with high barriers access to housing and supportive services for as long as the individual or family needs in order to stabilize and become self-sufficient. Additional questions? Want more data? Please contact [support@icalliances.org](mailto:support@icalliances.org)

### Homelessness from House District 6

Clay	
From 10/1/22 to 9/30/23, there were...	
<b>189</b> People newly seeking services through coordinated entry	<b>207</b> People accessing services 150 are newly enrolled, 57 retained enrollment from prior to 10/1/22



People seeking housing services are prioritized based on immediate and long term need. Not everyone who requires intensive services, such as PSH\*, gets access to those services.

People requiring PSH	People receiving PSH
21	0

Factors that people identified as a cause of homelessness	
Disability	32 people
Disaster	41 people
Domestic violence or crime survivor	35 people
Eviction or similar	58 people

- 5 people were Veterans
- 69 people were employed
- 143 people experienced first time homelessness
- 17 people were 55+ years old without younger family present
- 11 people experienced chronic homelessness
- 73 people experienced a long-term disability

Age and Household Breakout of people accessing services.						
	Total people	Households	Children under 18	Youth 18-24	Adults 25-54	Adults over 55
Adult & child(ren)	99	41	40	8	50	1
Only adults	86	72	0	3	17	66
TAY parenting youth	6	4	1	5	0	0
TAY youth	13	11	0	13	0	0
Child only	3	2	3	0	0	0

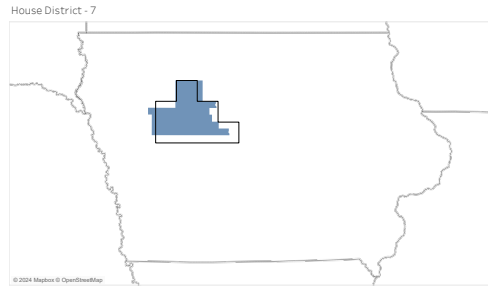


73% of people served have either found or maintained permanent housing

\*PSH, or permanent supportive housing, is an intensive housing intervention that provides people with high barriers access to housing and supportive services for as long as the individual or family needs in order to stabilize and become self-sufficient. Additional questions? Want more data? Please contact [support@icalliances.org](mailto:support@icalliances.org)

## Homelessness from House District 7

Calhoun	
From 10/1/22 to 9/30/23, there were...	
<b>317</b>	<b>418</b>
People newly seeking services through coordinated entry	People accessing services 296 are newly enrolled, 122 retained enrollment from prior to 10/1/22



People seeking housing services are prioritized based on immediate and long term need. Not everyone who requires intensive services, such as PSH\*, gets access to those services.

People requiring PSH      People receiving PSH  
63                                      5

Factors that people identified as a cause of homelessness	
Disability	32 people
Disaster	47 people
Domestic violence or crime survivor	84 people
Eviction or similar	159 people

- 20 people were Veterans
- 152 people were employed
- 272 people experienced first time homelessness
- 65 people were 55+ years old without younger family present
- 40 people experienced chronic homelessness
- 200 people experienced a long-term disability

Age and Household Breakout of people accessing services.						
	Total people	Households	Children under 18	Youth 18-24	Adults 25-54	Adults over 55
Adult & child(ren)	156	78	60	6	87	3
Only adults	214	201	0	6	51	157
TAY parenting youth	16	10	7	9	0	0
TAY youth	16	16	0	16	0	0
Child only	12	7	12	0	0	0



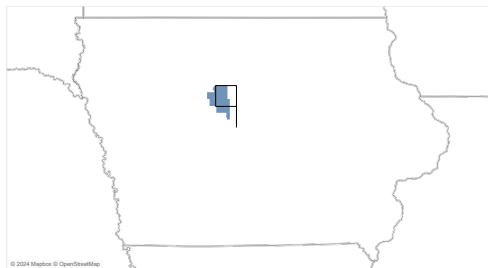
77% of people served have either found or maintained permanent housing

\*PSH, or permanent supportive housing, is an intensive housing intervention that provides people with high barriers access to housing and supportive services for as long as the individual or family needs in order to stabilize and become self-sufficient. Additional questions? Want more data? Please contact [support@icalliances.org](mailto:support@icalliances.org)



### Homelessness from House District 8

House District - 8



Webster	
From 10/1/22 to 9/30/23, there were . . .	
<b>260</b> People newly seeking services through coordinated entry	<b>342</b> People accessing services 260 are newly enrolled, 82 retained enrollment from prior to 10/1/22

People seeking housing services are prioritized based on immediate and long term need. Not everyone who requires intensive services, such as PSH\*, gets access to those services.

People requiring PSH	People receiving PSH
54	5

Factors that people identified as a cause of homelessness	
Disability	28 people
Disaster	37 people
Domestic violence or crime survivor	70 people
Eviction or similar	135 people

- 15 people were Veterans
- 124 people were employed
- 239 people experienced first time homelessness
- 58 people were 55+ years old without younger family present
- 36 people experienced chronic homelessness
- 168 people experienced a long-term disability

Age and Household Breakout of people accessing services.						
	Total people	Households	Children under 18	Youth 18-24	Adults 25-54	Adults over 55
Adult & child(ren)	126	69	51	2	70	3
Only adults	182	175	0	3	42	137
TAY parenting youth	14	8	7	7	0	0
TAY youth	12	12	0	12	0	0
Child only	6	4	6	0	0	0

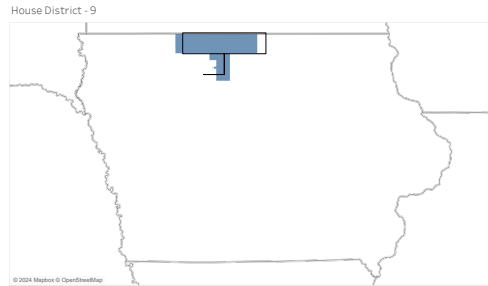


78% of people served have either found or maintained permanent housing

\*PSH, or permanent supportive housing, is an intensive housing intervention that provides people with high barriers access to housing and supportive services for as long as the individual or family needs in order to stabilize and become self-sufficient. Additional questions? Want more data? Please contact [support@icalliances.org](mailto:support@icalliances.org)

Homelessness from House District 9

Winnebago	
From 10/1/22 to 9/30/23, there were...	
<b>38</b>	<b>66</b>
People newly seeking services through coordinated entry	People accessing services 42 are newly enrolled, 24 retained enrollment from prior to 10/1/22



People seeking housing services are prioritized based on immediate and long term need. Not everyone who requires intensive services, such as PSH\*, gets access to those services.

**People requiring PSH** 12      **People receiving PSH** 1

Factors that people identified as a cause of homelessness	
Disability	8 people
Disaster	6 people
Domestic violence or crime survivor	13 people
Eviction or similar	21 people

- 10 people were Veterans
- 28 people were employed
- 41 people experienced first time homelessness
- 28 people were 55+ years old without younger family present
- 7 people experienced chronic homelessness
- 34 people experienced a long-term disability

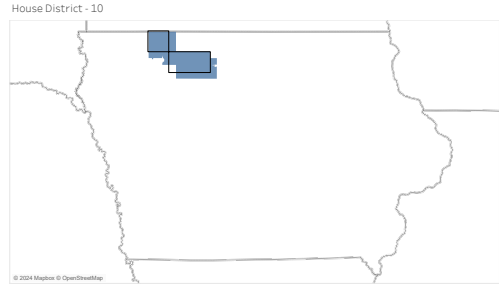
Age and Household Breakout of people accessing services.						
	Total people	Households	Children under 18	Youth 18-24	Adults 25-54	Adults over 55
Adult & child(ren)	21	10	10	0	11	0
Only adults	37	36	0	1	15	21
TAY parenting youth	5	3	2	3	0	0
TAY youth	2	2	0	2	0	0
Child only	1	1	1	0	0	0



60% of people served have either found or maintained permanent housing

\*PSH, or permanent supportive housing, is an intensive housing intervention that provides people with high barriers access to housing and supportive services for as long as the individual or family needs in order to stabilize and become self-sufficient. Additional questions? Want more data? Please contact [support@icalliances.org](mailto:support@icalliances.org)

### Homelessness from House District 10



Dickinson	
From 10/1/22 to 9/30/23, there were...	
<b>222</b>	<b>254</b>
People newly seeking services through coordinated entry	People accessing services 180 are newly enrolled, 74 retained enrollment from prior to 10/1/22

People seeking housing services are prioritized based on immediate and long term need. Not everyone who requires intensive services, such as PSH\*, gets access to those services.

People requiring PSH      People receiving PSH  
26    2

Factors that people identified as a cause of homelessness	
Disability	37 people
Disaster	50 people
Domestic violence or crime survivor	49 people
Eviction or similar	69 people

- 13 people were Veterans
- 101 people were employed
- 173 people experienced first time homelessness
- 33 people were 55+ years old without younger family present
- 12 people experienced chronic homelessness
- 102 people experienced a long-term disability

Age and Household Breakout of people accessing services.						
	Total people	Households	Children under 18	Youth 18-24	Adults 25-54	Adults over 55
Adult & child(ren)	111	48	49	5	56	1
Only adults	113	99	0	3	26	84
TAY parenting youth	9	6	2	7	0	0
TAY youth	19	15	0	19	0	0
Child only	3	2	3	0	0	0

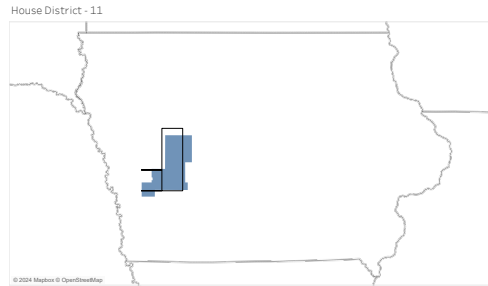


72% of people served have either found or maintained permanent housing

\*PSH, or permanent supportive housing, is an intensive housing intervention that provides people with high barriers access to housing and supportive services for as long as the individual or family needs in order to stabilize and become self-sufficient. Additional questions? Want more data? Please contact [support@icalliances.org](mailto:support@icalliances.org)

# Homelessness from House District 11

Carroll	
From 10/1/22 to 9/30/23, there were...	
<b>30</b>	<b>40</b>
People newly seeking services through coordinated entry	People accessing services 29 are newly enrolled, 11 retained enrollment from prior to 10/1/22



People seeking housing services are prioritized based on immediate and long term need. Not everyone who requires intensive services, such as PSH\*, gets access to those services.

People requiring PSH: 11  
People receiving PSH: 1

Factors that people identified as a cause of homelessness	
Disability	6 people
Disaster	0 people
Domestic violence or crime survivor	10 people
Eviction or similar	19 people

- 5 people were Veterans
- 21 people were employed
- 27 people experienced first time homelessness
- 6 people were 55+ years old without younger family present
- 7 people experienced chronic homelessness
- 28 people experienced a long-term disability

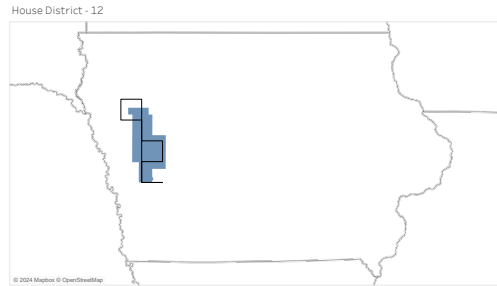
Age and Household Breakout of people accessing services.						
	Total people	Households	Children under 18	Youth 18-24	Adults 25-54	Adults over 55
Adult & child(ren)	3	3	0	0	3	0
Only adults	30	29	0	1	6	23
TAY parenting youth	0	0	0	0	0	0
TAY youth	7	7	0	7	0	0
Child only	0	0	0	0	0	0



88% of people served have either found or maintained permanent housing

\*PSH, or permanent supportive housing, is an intensive housing intervention that provides people with high barriers access to housing and supportive services for as long as the individual or family needs in order to stabilize and become self-sufficient. Additional questions? Want more data? Please contact [support@icalliances.org](mailto:support@icalliances.org)

### Homelessness from House District 12



Crawford	
From 10/1/22 to 9/30/23, there were...	
<b>15</b> People newly seeking services through coordinated entry	<b>22</b> People accessing services 18 are newly enrolled, 4 retained enrollment from prior to 10/1/22

People seeking housing services are prioritized based on immediate and long term need. Not everyone who requires intensive services, such as PSH\*, gets access to those services.

People requiring PSH      People receiving PSH  
**4**                                  **1**

Factors that people identified as a cause of homelessness	
Disability	2 people
Disaster	2 people
Domestic violence or crime survivor	3 people
Eviction or similar	11 people

- 3 people were Veterans
- 11 people were employed
- 17 people experienced first time homelessness
- 1 people were 55+ years old without younger family present
- 3 people experienced chronic homelessness
- 13 people experienced a long-term disability

Age and Household Breakout of people accessing services.						
	Total people	Households	Children under 18	Youth 18-24	Adults 25-54	Adults over 55
Adult & child(ren)	7	3	3	0	4	0
Only adults	13	12	0	0	2	11
TAY parenting youth	1	1	0	1	0	0
TAY youth	2	2	0	2	0	0
Child only	0	0	0	0	0	0

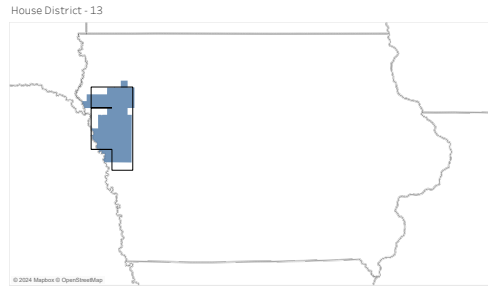


42% of people served have either found or maintained permanent housing

\*PSH, or permanent supportive housing, is an intensive housing intervention that provides people with high barriers access to housing and supportive services for as long as the individual or family needs in order to stabilize and become self-sufficient. Additional questions? Want more data? Please contact [support@calliances.org](mailto:support@calliances.org)

## Homelessness from House District 13

Monona	
From 10/1/22 to 9/30/23, there were...	
<b>15</b>	<b>28</b>
People newly seeking services through coordinated entry	People accessing services 15 are newly enrolled, 13 retained enrollment from prior to 10/1/22



People seeking housing services are prioritized based on immediate and long term need. Not everyone who requires intensive services, such as PSH\*, gets access to those services.

People requiring PSH: 9  
People receiving PSH: 2

Factors that people identified as a cause of homelessness	
Disability	2 people
Disaster	0 people
Domestic violence or crime survivor	5 people
Eviction or similar	4 people

- 1 people were Veterans
- 8 people were employed
- 9 people experienced first time homelessness
- 2 people were 55+ years old without younger family present
- 7 people experienced chronic homelessness
- 20 people experienced a long-term disability

Age and Household Breakout of people accessing services.						
	Total people	Households	Children under 18	Youth 18-24	Adults 25-54	Adults over 55
Adult & child(ren)	9	3	7	0	2	0
Only adults	15	14	0	0	2	13
TAY parenting youth	1	1	0	1	0	0
TAY youth	4	3	0	4	0	0
Child only	0	0	0	0	0	0



82% of people served have either found or maintained permanent housing

\*PSH, or permanent supportive housing, is an intensive housing intervention that provides people with high barriers access to housing and supportive services for as long as the individual or family needs in order to stabilize and become self-sufficient. Additional questions? Want more data? Please contact [support@icalliances.org](mailto:support@icalliances.org)

# Homelessness from House District 14

Woodbury	
From 10/1/22 to 9/30/23, there were...	
<b>19</b>	<b>25</b>
People newly seeking services through coordinated entry	People accessing services 17 are newly enrolled, 8 retained enrollment from prior to 10/1/22



People seeking housing services are prioritized based on immediate and long term need. Not everyone who requires intensive services, such as PSH\*, gets access to those services.

People requiring PSH      People receiving PSH  
11                                      1

Factors that people identified as a cause of homelessness	
Disability	3 people
Disaster	0 people
Domestic violence or crime survivor	7 people
Eviction or similar	5 people

- 4 people were Veterans
- 10 people were employed
- 16 people experienced first time homelessness
- 7 people were 55+ years old without younger family present
- 8 people experienced chronic homelessness
- 18 people experienced a long-term disability

Age and Household Breakout of people accessing services.						
	Total people	Households	Children under 18	Youth 18-24	Adults 25-54	Adults over 55
Adult & child(ren)	7	2	4	0	3	0
Only adults	15	17	0	0	4	11
TAY parenting youth	1	1	0	1	0	0
TAY youth	2	1	0	2	0	0
Child only	0	0	0	0	0	0

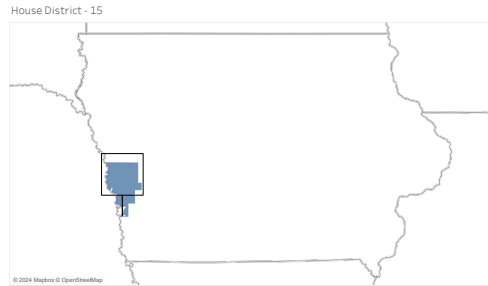


87% of people served have either found or maintained permanent housing

\*PSH, or permanent supportive housing, is an intensive housing intervention that provides people with high barriers access to housing and supportive services for as long as the individual or family needs in order to stabilize and become self-sufficient. Additional questions? Want more data? Please contact [support@icalliances.org](mailto:support@icalliances.org)

## Homelessness from House District 15

Harrison	
From 10/1/22 to 9/30/23, there were...	
<b>12</b>	<b>14</b>
People newly seeking services through coordinated entry	People accessing services 13 are newly enrolled, 1 retained enrollment from prior to 10/1/22



People seeking housing services are prioritized based on immediate and long term need. Not everyone who requires intensive services, such as PSH\*, gets access to those services.

**People requiring PSH**      **People receiving PSH**  
2    0

Factors that people identified as a cause of homelessness	
Disability	1 people
Disaster	0 people
Domestic violence or crime survivor	2 people
Eviction or similar	4 people

- 1 people were Veterans
- 4 people were employed
- 13 people experienced first time homelessness
- 1 people were 55+ years old without younger family present
- 3 people experienced chronic homelessness
- 7 people experienced a long-term disability

Age and Household Breakout of people accessing services.						
	Total people	Households	Children under 18	Youth 18-24	Adults 25-54	Adults over 55
Adult & child(ren)	6	1	5	0	1	0
Only adults	7	6	0	0	2	5
TAY parenting youth	0	0	0	0	0	0
TAY youth	1	1	0	1	0	0
Child only	0	0	0	0	0	0



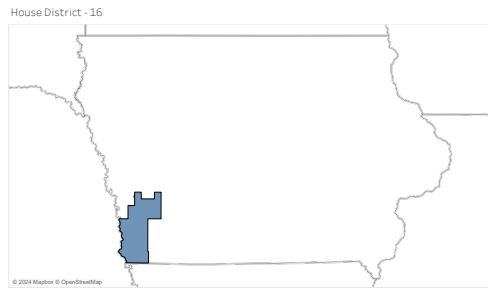
**69% of people served have either found or maintained permanent housing**

\*PSH, or permanent supportive housing, is an intensive housing intervention that provides people with high barriers access to housing and supportive services for as long as the individual or family needs in order to stabilize and become self-sufficient. Additional questions? Want more data? Please contact [support@icalliances.org](mailto:support@icalliances.org)



### 1.16 Homelessness from House District 16

Mills	
From 10/1/22 to 9/30/23, there were...	
<b>22</b>	<b>31</b>
People newly seeking services through coordinated entry	People accessing services 18 are newly enrolled, 13 retained enrollment from prior to 10/1/22



People seeking housing services are prioritized based on immediate and long term need. Not everyone who requires intensive services, such as PSH\*, gets access to those services.

People requiring PSH      People receiving PSH  
 6    0

Factors that people identified as a cause of homelessness	
Disability	2 people
Disaster	1 people
Domestic violence or crime survivor	6 people
Eviction or similar	15 people

- 2 people were Veterans
- 12 people were employed
- 18 people experienced first time homelessness
- 7 people were 55+ years old without younger family present
- 6 people experienced chronic homelessness
- 16 people experienced a long-term disability

Age and Household Breakout of people accessing services.						
	Total people	Households	Children under 18	Youth 18-24	Adults 25-54	Adults over 55
Adult & child(ren)	11	4	3	0	8	0
Only adults	18	17	0	0	6	12
TAY parenting youth	0	0	0	0	0	0
TAY youth	2	1	0	2	0	0
Child only	0	0	0	0	0	0

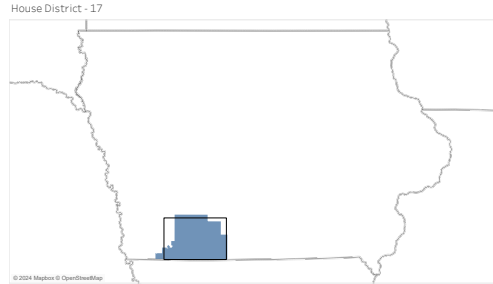


63% of people served have either found or maintained permanent housing

\*PSH, or permanent supportive housing, is an intensive housing intervention that provides people with high barriers access to housing and supportive services for as long as the individual or family needs in order to stabilize and become self-sufficient. Additional questions? Want more data? Please contact [support@icalliances.org](mailto:support@icalliances.org)

## Homelessness from House District 17

Taylor	
From 10/1/22 to 9/30/23, there were...	
<b>43</b>	<b>63</b>
People newly seeking services through coordinated entry	People accessing services 41 are newly enrolled, 22 retained enrollment from prior to 10/1/22



People seeking housing services are prioritized based on immediate and long term need. Not everyone who requires intensive services, such as PSH\*, gets access to those services.

**People requiring PSH**      **People receiving PSH**  
18                                      4

Factors that people identified as a cause of homelessness	
Disability	9 people
Disaster	2 people
Domestic violence or crime survivor	15 people
Eviction or similar	25 people

- 10 people were Veterans
- 26 people were employed
- 35 people experienced first time homelessness
- 17 people were 55+ years old without younger family present
- 15 people experienced chronic homelessness
- 41 people experienced a long-term disability

Age and Household Breakout of people accessing services.						
	Total people	Households	Children under 18	Youth 18-24	Adults 25-54	Adults over 55
Adult & child(ren)	12	7	3	0	9	0
Only adults	44	44	0	0	14	30
TAY parenting youth	6	3	2	4	0	0
TAY youth	2	2	0	2	0	0
Child only	1	1	1	0	0	0

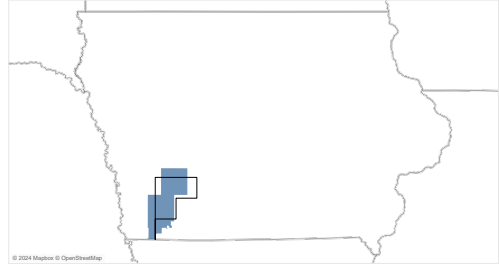


**81% of people served have either found or maintained permanent housing**

\*PSH, or permanent supportive housing, is an intensive housing intervention that provides people with high barriers access to housing and supportive services for as long as the individual or family needs in order to stabilize and become self-sufficient. Additional questions? Want more data? Please contact [support@icalliances.org](mailto:support@icalliances.org)

**Homelessness from House District 18**

House District - 18



Cass	
From 10/1/22 to 9/30/23, there were...	
<b>52</b>	<b>63</b>
People newly seeking services through coordinated entry	People accessing services 46 are newly enrolled, 17 retained enrollment from prior to 10/1/22

People seeking housing services are prioritized based on immediate and long term need. Not everyone who requires intensive services, such as PSH\*, gets access to those services.

People requiring PSH      People receiving PSH  
 13                                  1

Factors that people identified as a cause of homelessness	
Disability	7 people
Disaster	1 people
Domestic violence or crime survivor	12 people
Eviction or similar	30 people

- 3 people were Veterans
- 22 people were employed
- 45 people experienced first time homelessness
- 9 people were 55+ years old without younger family present
- 13 people experienced chronic homelessness
- 32 people experienced a long-term disability

Age and Household Breakout of people accessing services.						
	Total people	Households	Children under 18	Youth 18-24	Adults 25-54	Adults over 55
Adult & child(ren)	16	9	4	0	12	0
Only adults	38	35	0	1	7	30
TAY parenting youth	4	2	2	2	0	0
TAY youth	6	5	0	6	0	0
Child only	1	1	1	0	0	0



**78% of people served have either found or maintained permanent housing**

\*PSH, or permanent supportive housing, is an intensive housing intervention that provides people with high barriers access to housing and supportive services for as long as the individual or family needs in order to stabilize and become self-sufficient. Additional questions? Want more data? Please contact [support@icalliances.org](mailto:support@icalliances.org)

### Homelessness from House District 19

Pottawattamie	
From 10/1/22 to 9/30/23, there were...	
<b>15</b>	<b>23</b>
People newly seeking services through coordinated entry	People accessing services 21 are newly enrolled, 2 retained enrollment from prior to 10/1/22



People seeking housing services are prioritized based on immediate and long term need. Not everyone who requires intensive services, such as PSH\*, gets access to those services.

People requiring PSH: 4  
 People receiving PSH: 1

Factors that people identified as a cause of homelessness	
Disability	4 people
Disaster	3 people
Domestic violence or crime survivor	4 people
Eviction or similar	9 people

- 4 people were Veterans
- 7 people were employed
- 20 people experienced first time homelessness
- 7 people were 55+ years old without younger family present
- 9 people experienced chronic homelessness
- 15 people experienced a long-term disability

Age and Household Breakout of people accessing services.						
	Total people	Households	Children under 18	Youth 18-24	Adults 25-54	Adults over 55
Adult & child(ren)	2	1	0	0	2	0
Only adults	21	20	0	0	4	17
TAY parenting youth	0	0	0	0	0	0
TAY youth	0	0	0	0	0	0
Child only	0	0	0	0	0	0

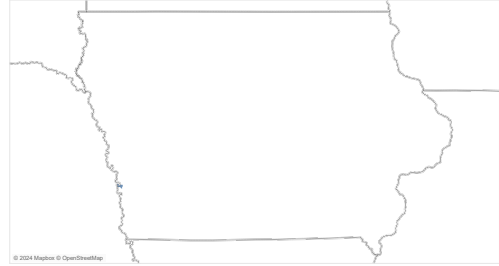


72% of people served have either found or maintained permanent housing

\*PSH, or permanent supportive housing, is an intensive housing intervention that provides people with high barriers access to housing and supportive services for as long as the individual or family needs in order to stabilize and become self-sufficient. Additional questions? Want more data? Please contact [support@icalliances.org](mailto:support@icalliances.org)

# Homelessness from House District 20

House District - 20



Pottawattamie	
From 10/1/22 to 9/30/23, there were...	
<b>17</b>	<b>26</b>
People newly seeking services through coordinated entry	People accessing services 22 are newly enrolled, 4 retained enrollment from prior to 10/1/22

People seeking housing services are prioritized based on immediate and long term need. Not everyone who requires intensive services, such as PSH\*, gets access to those services.

**People requiring PSH**      **People receiving PSH**  
4    1

Factors that people identified as a cause of homelessness	
Disability	4 people
Disaster	3 people
Domestic violence or crime survivor	4 people
Eviction or similar	10 people

- 5 people were Veterans
- 9 people were employed
- 21 people experienced first time homelessness
- 12 people were 55+ years old without younger family present
- 10 people experienced chronic homelessness
- 17 people experienced a long-term disability

Age and Household Breakout of people accessing services.						
	Total people	Households	Children under 18	Youth 18-24	Adults 25-54	Adults over 55
Adult & child(ren)	2	1	0	0	2	0
Only adults	23	22	0	0	6	17
TAY parenting youth	0	0	0	0	0	0
TAY youth	0	0	0	0	0	0
Child only	1	1	1	0	0	0

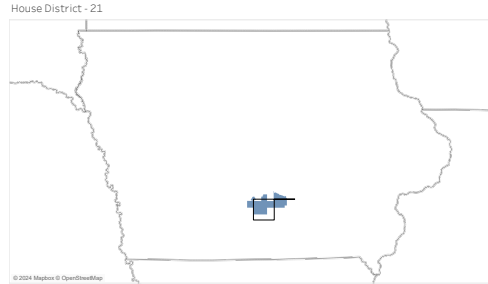


75% of people served have either found or maintained permanent housing

\*PSH, or permanent supportive housing, is an intensive housing intervention that provides people with high barriers access to housing and supportive services for as long as the individual or family needs in order to stabilize and become self-sufficient. Additional questions? Want more data? Please contact [support@icalliances.org](mailto:support@icalliances.org)

### Homelessness from House District 21

Warren	
From 10/1/22 to 9/30/23, there were...	
<b>140</b>	<b>168</b>
People newly seeking services through coordinated entry	People accessing services 118 are newly enrolled, 50 retained enrollment from prior to 10/1/22



People seeking housing services are prioritized based on immediate and long term need. Not everyone who requires intensive services, such as PSH\*, gets access to those services.

People requiring PSH 70      People receiving PSH 4

Factors that people identified as a cause of homelessness	
Disability	16 people
Disaster	2 people
Domestic violence or crime survivor	49 people
Eviction or similar	72 people

- 9 people were Veterans
- 91 people were employed
- 105 people experienced first time homelessness
- 46 people were 55+ years old without younger family present
- 36 people experienced chronic homelessness
- 117 people experienced a long-term disability

#### Age and Household Breakout of people accessing services.

	Total people	Households	Children under 18	Youth 18-24	Adults 25-54	Adults over 55
Adult & child(ren)	32	25	6	0	24	2
Only adults	122	115	0	1	37	84
TAY parenting youth	3	2	1	2	0	0
TAY youth	11	12	0	11	0	0
Child only	2	2	2	0	0	0

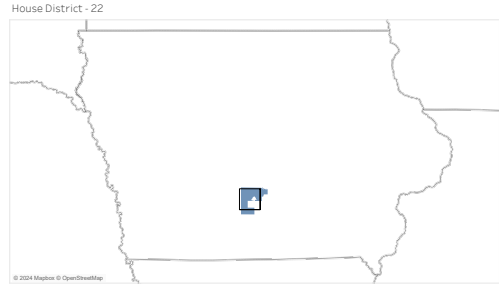


94% of people served have either found or maintained permanent housing

\*PSH, or permanent supportive housing, is an intensive housing intervention that provides people with high barriers access to housing and supportive services for as long as the individual or family needs in order to stabilize and become self-sufficient. Additional questions? Want more data? Please contact [support@icalliances.org](mailto:support@icalliances.org)

## Homelessness from House District 22

Warren	
From 10/1/22 to 9/30/23, there were...	
<b>334</b>	<b>488</b>
People newly seeking services through coordinated entry	People accessing services 357 are newly enrolled, 131 retained enrollment from prior to 10/1/22



People seeking housing services are prioritized based on immediate and long term need. Not everyone who requires intensive services, such as PSH\*, gets access to those services.

People requiring PSH      People receiving PSH  
220                                      36

Factors that people identified as a cause of homelessness	
Disability	62 people
Disaster	12 people
Domestic violence or crime survivor	131 people
Eviction or similar	211 people

- 37 people were Veterans
- 234 people were employed
- 284 people experienced first time homelessness
- 148 people were 55+ years old without younger family present
- 117 people experienced chronic homelessness
- 371 people experienced a long-term disability

Age and Household Breakout of people accessing services.						
	Total people	Households	Children under 18	Youth 18-24	Adults 25-54	Adults over 55
Adult & child(ren)	116	103	12	1	99	4
Only adults	322	316	0	5	101	216
TAY parenting youth	13	13	2	11	0	0
TAY youth	46	46	0	46	0	0
Child only	1	1	1	0	0	0



90% of people served have either found or maintained permanent housing

\*PSH, or permanent supportive housing, is an intensive housing intervention that provides people with high barriers access to housing and supportive services for as long as the individual or family needs in order to stabilize and become self-sufficient. Additional questions? Want more data? Please contact [support@icalliances.org](mailto:support@icalliances.org)

### Homelessness from House District 23

Adair	
From 10/1/22 to 9/30/23, there were...	
<b>81</b>	<b>120</b>
People newly seeking services through coordinated entry	People accessing services 78 are newly enrolled, 42 retained enrollment from prior to 10/1/22



People seeking housing services are prioritized based on immediate and long term need. Not everyone who requires intensive services, such as PSH\*, gets access to those services.

People requiring PSH      People receiving PSH  
46                                      9

Factors that people identified as a cause of homelessness	
Disability	9 people
Disaster	2 people
Domestic violence or crime survivor	30 people
Eviction or similar	56 people

- 18 people were Veterans
- 60 people were employed
- 66 people experienced first time homelessness
- 27 people were 55+ years old without younger family present
- 25 people experienced chronic homelessness
- 94 people experienced a long-term disability

Age and Household Breakout of people accessing services.						
	Total people	Households	Children under 18	Youth 18-24	Adults 25-54	Adults over 55
Adult & child(ren)	20	15	3	1	16	0
Only adults	84	81	0	0	22	62
TAY parenting youth	1	1	0	1	0	0
TAY youth	15	15	0	15	0	0
Child only	1	1	1	0	0	0



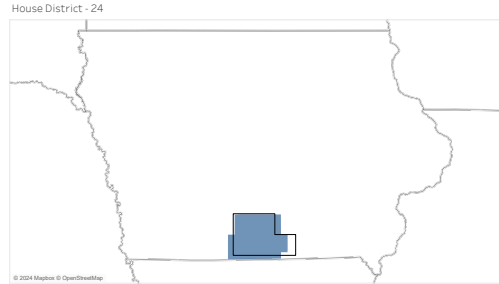
81% of people served have either found or maintained permanent housing

\*PSH, or permanent supportive housing, is an intensive housing intervention that provides people with high barriers access to housing and supportive services for as long as the individual or family needs in order to stabilize and become self-sufficient. Additional questions? Want more data? Please contact [support@icalliances.org](mailto:support@icalliances.org)



## Homelessness from House District 24

Clarke	
From 10/1/22 to 9/30/23, there were...	
<b>91</b>	<b>128</b>
People newly seeking services through coordinated entry	People accessing services 81 are newly enrolled, 47 retained enrollment from prior to 10/1/22



People seeking housing services are prioritized based on immediate and long term need. Not everyone who requires intensive services, such as PSH\*, gets access to those services.

**People requiring PSH**      **People receiving PSH**  
 42                                      3

Factors that people identified as a cause of homelessness	
Disability	12 people
Disaster	6 people
Domestic violence or crime survivor	32 people
Eviction or similar	62 people

- 7 people were Veterans
- 46 people were employed
- 68 people experienced first time homelessness
- 33 people were 55+ years old without younger family present
- 27 people experienced chronic homelessness
- 80 people experienced a long-term disability

Age and Household Breakout of people accessing services.						
	Total people	Households	Children under 18	Youth 18-24	Adults 25-54	Adults over 55
Adult & child(ren)	41	26	11	3	26	1
Only adults	74	69	0	1	21	52
TAY parenting youth	1	1	0	1	0	0
TAY youth	10	10	0	10	0	0
Child only	2	2	2	0	0	0

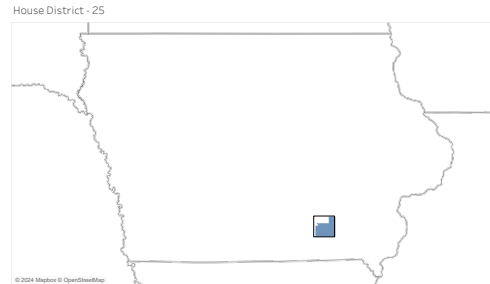


78% of people served have either found or maintained permanent housing

\*PSH, or permanent supportive housing, is an intensive housing intervention that provides people with high barriers access to housing and supportive services for as long as the individual or family needs in order to stabilize and become self-sufficient. Additional questions? Want more data? Please contact [support@icalliances.org](mailto:support@icalliances.org)

## 1 Homelessness from House District 25

Wapello	
From 10/1/22 to 9/30/23, there were...	
<b>483</b>	<b>532</b>
People newly seeking services through coordinated entry	People accessing services 396 are newly enrolled, 136 retained enrollment from prior to 10/1/22



People seeking housing services are prioritized based on immediate and long term need. Not everyone who requires intensive services, such as PSH\*, gets access to those services.

**People requiring PSH** 150      **People receiving PSH** 3

Factors that people identified as a cause of homelessness	
Disability	53 people
Disaster	16 people
Domestic violence or crime survivor	111 people
Eviction or similar	205 people

- 16 people were Veterans
- 209 people were employed
- 357 people experienced first time homelessness
- 92 people were 55+ years old without younger family present
- 66 people experienced chronic homelessness
- 266 people experienced a long-term disability

	Total people	Households	Children under 18	Youth 18-24	Adults 25-54	Adults over 55
Adult & child(ren)	249	139	76	19	151	3
Only adults	270	247	0	6	59	205
TAY parenting youth	12	7	4	8	0	0
TAY youth	16	14	0	16	0	0
Child only	11	8	11	0	0	0

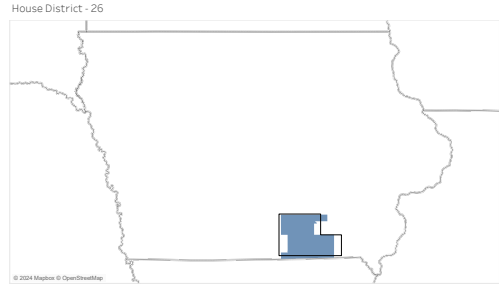


**84% of people served have either found or maintained permanent housing**

\*PSH, or permanent supportive housing, is an intensive housing intervention that provides people with high barriers access to housing and supportive services for as long as the individual or family needs in order to stabilize and become self-sufficient. Additional questions? Want more data? Please contact [support@icalliances.org](mailto:support@icalliances.org)

## Homelessness from House District 26

Appanoose	
From 10/1/22 to 9/30/23, there were . . .	
<b>550</b>	<b>615</b>
People newly seeking services through coordinated entry	People accessing services 439 are newly enrolled, 176 retained enrollment from prior to 10/1/22



People seeking housing services are prioritized based on immediate and long term need. Not everyone who requires intensive services, such as PSH\*, gets access to those services.

People requiring PSH      People receiving PSH  
177                                      6

Factors that people identified as a cause of homelessness	
Disability	59 people
Disaster	22 people
Domestic violence or crime survivor	134 people
Eviction or similar	243 people

- 19 people were Veterans
- 236 people were employed
- 401 people experienced first time homelessness
- 105 people were 55+ years old without younger family present
- 79 people experienced chronic homelessness
- 311 people experienced a long-term disability

Age and Household Breakout of people accessing services.						
	Total people	Households	Children under 18	Youth 18-24	Adults 25-54	Adults over 55
Adult & child(ren)	280	158	86	18	171	5
Only adults	317	289	0	7	69	241
TAY parenting youth	13	8	4	9	0	0
TAY youth	21	19	0	21	0	0
Child only	12	9	12	0	0	0



84% of people served have either found or maintained permanent housing

\*PSH, or permanent supportive housing, is an intensive housing intervention that provides people with high barriers access to housing and supportive services for as long as the individual or family needs in order to stabilize and become self-sufficient. Additional questions? Want more data? Please contact [support@icalliances.org](mailto:support@icalliances.org)

## Homelessness from House District 27

Dallas	
From 10/1/22 to 9/30/23, there were...	
<b>35</b>	<b>65</b>
People newly seeking services through coordinated entry	People accessing services 44 are newly enrolled, 21 retained enrollment from prior to 10/1/22



People seeking housing services are prioritized based on immediate and long term need. Not everyone who requires intensive services, such as PSH\*, gets access to those services.

People requiring PSH      People receiving PSH  
34                                      6

Factors that people identified as a cause of homelessness	
Disability	10 people
Disaster	1 people
Domestic violence or crime survivor	14 people
Eviction or similar	32 people

- 4 people were Veterans
- 36 people were employed
- 33 people experienced first time homelessness
- 12 people were 55+ years old without younger family present
- 19 people experienced chronic homelessness
- 54 people experienced a long-term disability

Age and Household Breakout of people accessing services.						
	Total people	Households	Children under 18	Youth 18-24	Adults 25-54	Adults over 55
Adult & child(ren)	17	17	0	1	16	0
Only adults	43	44	0	1	8	34
TAY parenting youth	1	1	0	1	0	0
TAY youth	3	3	0	3	0	0
Child only	2	2	2	0	0	0



78% of people served have either found or maintained permanent housing

\*PSH, or permanent supportive housing, is an intensive housing intervention that provides people with high barriers access to housing and supportive services for as long as the individual or family needs in order to stabilize and become self-sufficient. Additional questions? Want more data? Please contact [support@icalliances.org](mailto:support@icalliances.org)

### Homelessness from House District 28

Dallas	
From 10/1/22 to 9/30/23, there were . . .	
<b>82</b>	<b>117</b>
People newly seeking services through coordinated entry	People accessing services 94 are newly enrolled, 23 retained enrollment from prior to 10/1/22



People seeking housing services are prioritized based on immediate and long term need. Not everyone who requires intensive services, such as PSH\*, gets access to those services.

People requiring PSH 50	People receiving PSH 4
----------------------------	---------------------------

Factors that people identified as a cause of homelessness	
Disability	11 people
Disaster	1 people
Domestic violence or crime survivor	38 people
Eviction or similar	58 people

- 9 people were Veterans
- 61 people were employed
- 85 people experienced first time homelessness
- 28 people were 55+ years old without younger family present
- 23 people experienced chronic homelessness
- 98 people experienced a long-term disability

	Total people	Households	Children under 18	Youth 18-24	Adults 25-54	Adults over 55
Adult & child(ren)	27	27	0	1	25	1
Only adults	76	77	0	1	20	55
TAY parenting youth	0	0	0	0	0	0
TAY youth	12	12	0	12	0	0
Child only	3	3	3	0	0	0

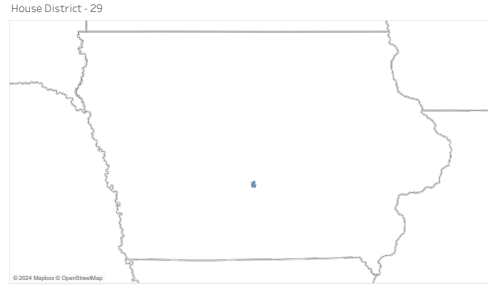


89% of people served have either found or maintained permanent housing

\*PSH, or permanent supportive housing, is an intensive housing intervention that provides people with high barriers access to housing and supportive services for as long as the individual or family needs in order to stabilize and become self-sufficient.  
 Additional questions? Want more data? Please contact [support@icalliances.org](mailto:support@icalliances.org)

## Homelessness from House District 29

Polk	
From 10/1/22 to 9/30/23, there were...	
<b>849</b>	<b>1429</b>
People newly seeking services through coordinated entry	People accessing services 995 are newly enrolled, 434 retained enrollment from prior to 10/1/22



People seeking housing services are prioritized based on immediate and long term need. Not everyone who requires intensive services, such as PSH\*, gets access to those services.

People requiring PSH      People receiving PSH  
714                                      181

Factors that people identified as a cause of homelessness	
Disability	179 people
Disaster	28 people
Domestic violence or crime survivor	388 people
Eviction or similar	616 people

- 141 people were Veterans
- 709 people were employed
- 749 people experienced first time homelessness
- 503 people were 55+ years old without younger family present
- 525 people experienced chronic homelessness
- 1195 people experienced a long-term disability

Age and Household Breakout of people accessing services.						
	Total people	Households	Children under 18	Youth 18-24	Adults 25-54	Adults over 55
Adult & child(ren)	261	237	19	6	232	4
Only adults	1033	1024	0	7	314	712
TAY parenting youth	49	50	1	48	0	0
TAY youth	113	110	0	113	0	0
Child only	9	7	9	0	0	0

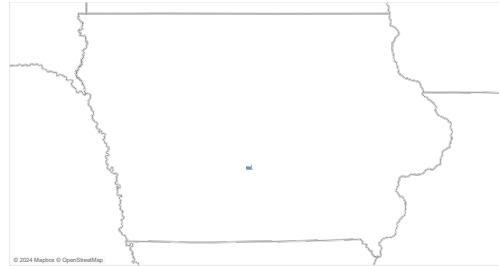


90% of people served have either found or maintained permanent housing

\*PSH, or permanent supportive housing, is an intensive housing intervention that provides people with high barriers access to housing and supportive services for as long as the individual or family needs in order to stabilize and become self-sufficient. Additional questions? Want more data? Please contact [support@icalliances.org](mailto:support@icalliances.org)

### Homelessness from House District 30

House District - 30



Polk	
From 10/1/22 to 9/30/23, there were...	
<b>517</b>	<b>804</b>
People newly seeking services through coordinated entry	People accessing services 590 are newly enrolled, 214 retained enrollment from prior to 10/1/22

People seeking housing services are prioritized based on immediate and long term need. Not everyone who requires intensive services, such as PSH\*, gets access to those services.

People requiring PSH      People receiving PSH  
415                                      70

Factors that people identified as a cause of homelessness	
Disability	86 people
Disaster	17 people
Domestic violence or crime survivor	222 people
Eviction or similar	366 people

- 55 people were Veterans
- 391 people were employed
- 455 people experienced first time homelessness
- 231 people were 55+ years old without younger family present
- 250 people experienced chronic homelessness
- 645 people experienced a long-term disability

Age and Household Breakout of people accessing services.						
	Total people	Households	Children under 18	Youth 18-24	Adults 25-54	Adults over 55
Adult & child(ren)	187	173	14	6	165	2
Only adults	538	533	0	5	146	387
TAY parenting youth	26	27	1	25	0	0
TAY youth	74	71	0	74	0	0
Child only	3	3	3	0	0	0

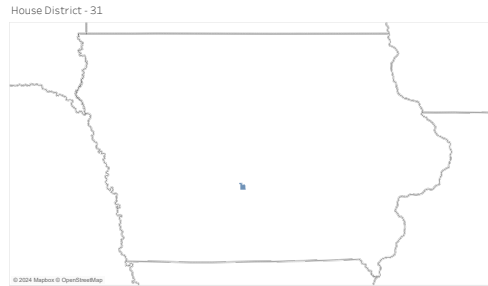


91% of people served have either found or maintained permanent housing

\*PSH, or permanent supportive housing, is an intensive housing intervention that provides people with high barriers access to housing and supportive services for as long as the individual or family needs in order to stabilize and become self-sufficient. Additional questions? Want more data? Please contact [support@icalliances.org](mailto:support@icalliances.org)

## Homelessness from House District 31

Polk	
From 10/1/22 to 9/30/23, there were...	
<b>160</b>	<b>235</b>
People newly seeking services through coordinated entry	People accessing services 182 are newly enrolled, 53 retained enrollment from prior to 10/1/22



People seeking housing services are prioritized based on immediate and long term need. Not everyone who requires intensive services, such as PSH\*, gets access to those services.

People requiring PSH      People receiving PSH  
95                                      10

Factors that people identified as a cause of homelessness	
Disability	27 people
Disaster	7 people
Domestic violence or crime survivor	75 people
Eviction or similar	101 people

- 18 people were Veterans
- 106 people were employed
- 155 people experienced first time homelessness
- 64 people were 55+ years old without younger family present
- 36 people experienced chronic homelessness
- 180 people experienced a long-term disability

Age and Household Breakout of people accessing services.						
	Total people	Households	Children under 18	Youth 18-24	Adults 25-54	Adults over 55
Adult & child(ren)	66	62	5	1	57	3
Only adults	139	142	0	0	43	96
TAY parenting youth	4	6	1	3	0	0
TAY youth	27	27	0	27	0	0
Child only	1	1	1	0	0	0



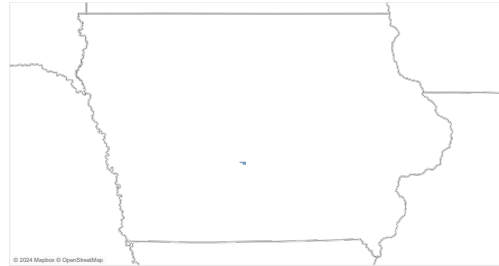
92% of people served have either found or maintained permanent housing

\*PSH, or permanent supportive housing, is an intensive housing intervention that provides people with high barriers access to housing and supportive services for as long as the individual or family needs in order to stabilize and become self-sufficient. Additional questions? Want more data? Please contact [support@icalliances.org](mailto:support@icalliances.org)



## Homelessness from House District 32

House District - 32



Polk	
From 10/1/22 to 9/30/23, there were...	
<b>177</b>	<b>277</b>
People newly seeking services through coordinated entry	People accessing services 200 are newly enrolled, 77 retained enrollment from prior to 10/1/22

People seeking housing services are prioritized based on immediate and long term need. Not everyone who requires intensive services, such as PSH\*, gets access to those services.

People requiring PSH      People receiving PSH  
123                                      23

Factors that people identified as a cause of homelessness	
Disability	41 people
Disaster	8 people
Domestic violence or crime survivor	82 people
Eviction or similar	120 people

- 27 people were Veterans
- 131 people were employed
- 160 people experienced first time homelessness
- 84 people were 55+ years old without younger family present
- 70 people experienced chronic homelessness
- 227 people experienced a long-term disability

Age and Household Breakout of people accessing services.						
	Total people	Households	Children under 18	Youth 18-24	Adults 25-54	Adults over 55
Adult & child(ren)	56	57	0	1	52	3
Only adults	195	197	0	1	60	134
TAY parenting youth	3	3	0	3	0	0
TAY youth	26	26	0	26	0	0
Child only	1	1	1	0	0	0

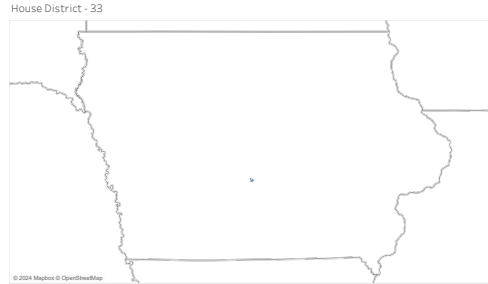


90% of people served have either found or maintained permanent housing

\*PSH, or permanent supportive housing, is an intensive housing intervention that provides people with high barriers access to housing and supportive services for as long as the individual or family needs in order to stabilize and become self-sufficient. Additional questions? Want more data? Please contact [support@icalliances.org](mailto:support@icalliances.org)

## Homelessness from House District 33

Polk	
From 10/1/22 to 9/30/23, there were...	
<b>678</b>	<b>1148</b>
People newly seeking services through coordinated entry	People accessing services 782 are newly enrolled, 366 retained enrollment from prior to 10/1/22



People seeking housing services are prioritized based on immediate and long term need. Not everyone who requires intensive services, such as PSH\*, gets access to those services.

People requiring PSH      People receiving PSH  
556                                      146

Factors that people identified as a cause of homelessness	
Disability	164 people
Disaster	20 people
Domestic violence or crime survivor	312 people
Eviction or similar	487 people

- 120 people were Veterans
- 593 people were employed
- 599 people experienced first time homelessness
- 484 people were 55+ years old without younger family present
- 422 people experienced chronic homelessness
- 960 people experienced a long-term disability

Age and Household Breakout of people accessing services.						
	Total people	Households	Children under 18	Youth 18-24	Adults 25-54	Adults over 55
Adult & child(ren)	190	169	10	9	167	4
Only adults	855	854	0	4	301	550
TAY parenting youth	38	35	1	37	0	0
TAY youth	78	79	0	78	0	0
Child only	8	6	7	0	0	1

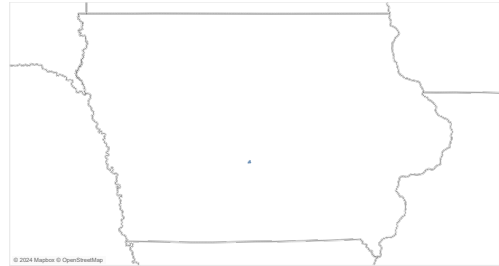


90% of people served have either found or maintained permanent housing

\*PSH, or permanent supportive housing, is an intensive housing intervention that provides people with high barriers access to housing and supportive services for as long as the individual or family needs in order to stabilize and become self-sufficient. Additional questions? Want more data? Please contact [support@icalliances.org](mailto:support@icalliances.org)

### Homelessness from House District 34

House District - 34



Polk	
From 10/1/22 to 9/30/23, there were...	
<b>683</b>	<b>1089</b>
People newly seeking services through coordinated entry	People accessing services 753 are newly enrolled, 336 retained enrollment from prior to 10/1/22

People seeking housing services are prioritized based on immediate and long term need. Not everyone who requires intensive services, such as PSH\*, gets access to those services.

People requiring PSH      People receiving PSH  
491                                      129

Factors that people identified as a cause of homelessness	
Disability	126 people
Disaster	22 people
Domestic violence or crime survivor	290 people
Eviction or similar	482 people

- 92 people were Veterans
- 548 people were employed
- 566 people experienced first time homelessness
- 414 people were 55+ years old without younger family present
- 380 people experienced chronic homelessness
- 894 people experienced a long-term disability

Age and Household Breakout of people accessing services.						
	Total people	Households	Children under 18	Youth 18-24	Adults 25-54	Adults over 55
Adult & child(ren)	202	190	12	15	171	4
Only adults	807	808	0	8	246	553
TAY parenting youth	24	28	0	24	0	0
TAY youth	75	76	0	75	0	0
Child only	5	4	5	0	0	0

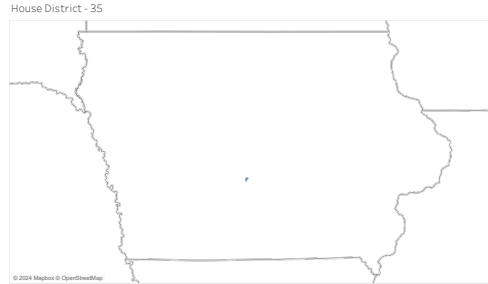


90% of people served have either found or maintained permanent housing

\*PSH, or permanent supportive housing, is an intensive housing intervention that provides people with high barriers access to housing and supportive services for as long as the individual or family needs in order to stabilize and become self-sufficient. Additional questions? Want more data? Please contact [support@icalliances.org](mailto:support@icalliances.org)

## Homelessness from House District 35

Polk	
From 10/1/22 to 9/30/23, there were...	
<b>397</b>	<b>641</b>
People newly seeking services through coordinated entry	People accessing services 444 are newly enrolled, 197 retained enrollment from prior to 10/1/22



People seeking housing services are prioritized based on immediate and long term need. Not everyone who requires intensive services, such as PSH\*, gets access to those services.

People requiring PSH      People receiving PSH  
282                                      81

Factors that people identified as a cause of homelessness	
Disability	87 people
Disaster	14 people
Domestic violence or crime survivor	173 people
Eviction or similar	284 people

- 65 people were Veterans
- 329 people were employed
- 341 people experienced first time homelessness
- 249 people were 55+ years old without younger family present
- 203 people experienced chronic homelessness
- 507 people experienced a long-term disability

Age and Household Breakout of people accessing services.						
	Total people	Households	Children under 18	Youth 18-24	Adults 25-54	Adults over 55
Adult & child(ren)	130	122	16	5	109	0
Only adults	451	454	0	4	146	301
TAY parenting youth	20	21	0	20	0	0
TAY youth	48	48	0	48	0	0
Child only	3	3	3	0	0	0

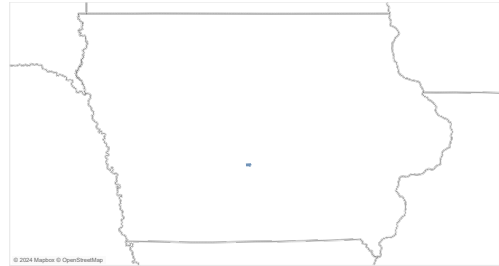


89% of people served have either found or maintained permanent housing

\*PSH, or permanent supportive housing, is an intensive housing intervention that provides people with high barriers access to housing and supportive services for as long as the individual or family needs in order to stabilize and become self-sufficient. Additional questions? Want more data? Please contact [support@icalliances.org](mailto:support@icalliances.org)

### Homelessness from House District 36

House District - 36



Polk	
From 10/1/22 to 9/30/23, there were...	
<b>812</b>	<b>1380</b>
People newly seeking services through coordinated entry	People accessing services 955 are newly enrolled, 425 retained enrollment from prior to 10/1/22

People seeking housing services are prioritized based on immediate and long term need. Not everyone who requires intensive services, such as PSH\*, gets access to those services.

People requiring PSH      People receiving PSH  
656                                      189

Factors that people identified as a cause of homelessness	
Disability	160 people
Disaster	27 people
Domestic violence or crime survivor	361 people
Eviction or similar	604 people

- 126 people were Veterans
- 691 people were employed
- 704 people experienced first time homelessness
- 473 people were 55+ years old without younger family present
- 518 people experienced chronic homelessness
- 1121 people experienced a long-term disability

Age and Household Breakout of people accessing services.						
	Total people	Households	Children under 18	Youth 18-24	Adults 25-54	Adults over 55
Adult & child(ren)	243	218	18	10	208	7
Only adults	1018	1017	0	4	284	730
TAY parenting youth	35	40	2	33	0	0
TAY youth	105	103	0	105	0	0
Child only	10	7	10	0	0	0

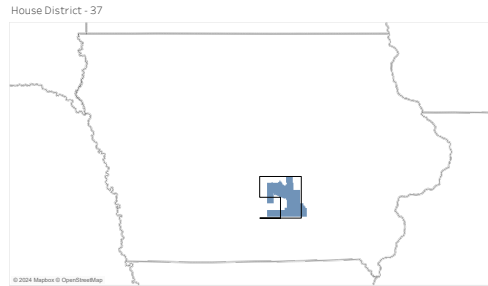


91% of people served have either found or maintained permanent housing

\*PSH, or permanent supportive housing, is an intensive housing intervention that provides people with high barriers access to housing and supportive services for as long as the individual or family needs in order to stabilize and become self-sufficient. Additional questions? Want more data? Please contact [support@icalliances.org](mailto:support@icalliances.org)

## Homelessness from House District 37

Marion	
From 10/1/22 to 9/30/23, there were...	
<b>290</b>	<b>357</b>
People newly seeking services through coordinated entry	People accessing services 249 are newly enrolled, 108 retained enrollment from prior to 10/1/22



People seeking housing services are prioritized based on immediate and long term need. Not everyone who requires intensive services, such as PSH\*, gets access to those services.

People requiring PSH      People receiving PSH  
106                                      7

Factors that people identified as a cause of homelessness	
Disability	38 people
Disaster	16 people
Domestic violence or crime survivor	82 people
Eviction or similar	154 people

- 24 people were Veterans
- 162 people were employed
- 224 people experienced first time homelessness
- 72 people were 55+ years old without younger family present
- 67 people experienced chronic homelessness
- 228 people experienced a long-term disability

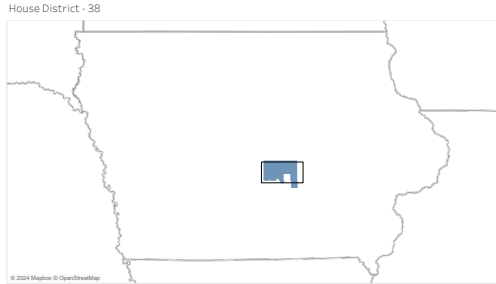
Age and Household Breakout of people accessing services.						
	Total people	Households	Children under 18	Youth 18-24	Adults 25-54	Adults over 55
Adult & child(ren)	103	58	35	7	59	2
Only adults	231	218	0	3	61	166
TAY parenting youth	1	1	0	1	0	0
TAY youth	27	24	0	27	0	0
Child only	2	2	2	0	0	0



86% of people served have either found or maintained permanent housing

\*PSH, or permanent supportive housing, is an intensive housing intervention that provides people with high barriers access to housing and supportive services for as long as the individual or family needs in order to stabilize and become self-sufficient. Additional questions? Want more data? Please contact [support@icalliances.org](mailto:support@icalliances.org)

# Homelessness from House District 38



Jasper	
From 10/1/22 to 9/30/23, there were . . .	
<b>189</b>	<b>267</b>
People newly seeking services through coordinated entry	People accessing services 176 are newly enrolled, 91 retained enrollment from prior to 10/1/22

People seeking housing services are prioritized based on immediate and long term need. Not everyone who requires intensive services, such as PSH\*, gets access to those services.

**People requiring PSH**     **People receiving PSH**  
 74    7

Factors that people identified as a cause of homelessness	
Disability	22 people
Disaster	10 people
Domestic violence or crime survivor	59 people
Eviction or similar	105 people

- 17 people were Veterans
- 129 people were employed
- 153 people experienced first time homelessness
- 68 people were 55+ years old  
    without younger family present
- 49 people experienced chronic homelessness
- 184 people experienced a long-term disability

Age and Household Breakout of people accessing services.						
	Total people	Households	Children under 18	Youth 18-24	Adults 25-54	Adults over 55
Adult & child(ren)	65	37	21	3	40	1
Only adults	189	182	0	3	46	139
TAY parenting youth	1	2	0	1	0	0
TAY youth	16	15	0	16	0	0
Child only	1	1	1	0	0	0

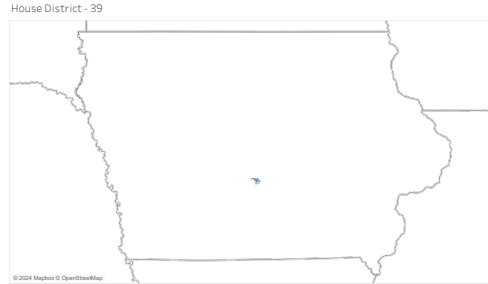


**75% of people served have either found or maintained permanent housing**

\*PSH, or permanent supportive housing, is an intensive housing intervention that provides people with high barriers access to housing and supportive services for as long as the individual or family needs in order to stabilize and become self-sufficient. Additional questions? Want more data? Please contact [support@icalliances.org](mailto:support@icalliances.org)

## Homelessness from House District 39

Polk	
From 10/1/22 to 9/30/23, there were...	
<b>586</b>	<b>903</b>
People newly seeking services through coordinated entry	People accessing services 638 are newly enrolled, 265 retained enrollment from prior to 10/1/22



People seeking housing services are prioritized based on immediate and long term need. Not everyone who requires intensive services, such as PSH\*, gets access to those services.

People requiring PSH      People receiving PSH  
458                                      64

Factors that people identified as a cause of homelessness	
Disability	117 people
Disaster	17 people
Domestic violence or crime survivor	271 people
Eviction or similar	388 people

- 62 people were Veterans
- 458 people were employed
- 511 people experienced first time homelessness
- 340 people were 55+ years old without younger family present
- 274 people experienced chronic homelessness
- 760 people experienced a long-term disability

Age and Household Breakout of people accessing services.						
	Total people	Households	Children under 18	Youth 18-24	Adults 25-54	Adults over 55
Adult & child(ren)	188	166	6	9	170	3
Only adults	633	630	0	5	225	403
TAY parenting youth	34	32	0	34	0	0
TAY youth	63	64	0	63	0	0
Child only	6	6	5	0	0	1



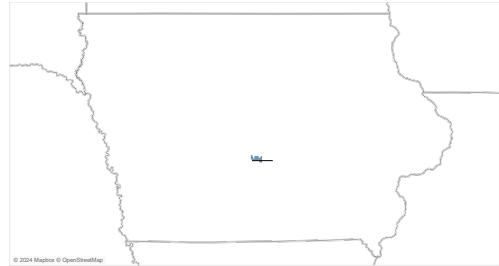
89% of people served have either found or maintained permanent housing

\*PSH, or permanent supportive housing, is an intensive housing intervention that provides people with high barriers access to housing and supportive services for as long as the individual or family needs in order to stabilize and become self-sufficient. Additional questions? Want more data? Please contact [support@icalliances.org](mailto:support@icalliances.org)



# 1 Homelessness from House District 40

House District - 40



Polk	
From 10/1/22 to 9/30/23, there were...	
<b>447</b>	<b>690</b>
People newly seeking services through coordinated entry	People accessing services 493 are newly enrolled, 197 retained enrollment from prior to 10/1/22

People seeking housing services are prioritized based on immediate and long term need. Not everyone who requires intensive services, such as PSH\*, gets access to those services.

People requiring PSH      People receiving PSH  
346                                      51

Factors that people identified as a cause of homelessness	
Disability	86 people
Disaster	9 people
Domestic violence or crime survivor	215 people
Eviction or similar	288 people

- 51 people were Veterans
- 334 people were employed
- 389 people experienced first time homelessness
- 243 people were 55+ years old without younger family present
- 208 people experienced chronic homelessness
- 592 people experienced a long-term disability

Age and Household Breakout of people accessing services.						
	Total people	Households	Children under 18	Youth 18-24	Adults 25-54	Adults over 55
Adult & child(ren)	146	124	6	7	132	1
Only adults	479	483	0	4	154	321
TAY parenting youth	25	26	0	25	0	0
TAY youth	53	54	0	53	0	0
Child only	4	4	4	0	0	0

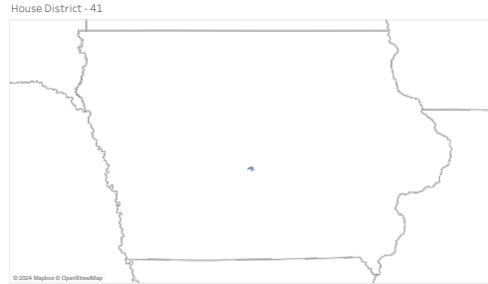


89% of people served have either found or maintained permanent housing

\*PSH, or permanent supportive housing, is an intensive housing intervention that provides people with high barriers access to housing and supportive services for as long as the individual or family needs in order to stabilize and become self-sufficient. Additional questions? Want more data? Please contact [support@icalliances.org](mailto:support@icalliances.org)

## Homelessness from House District 41

Polk	
From 10/1/22 to 9/30/23, there were...	
<b>68</b>	<b>99</b>
People newly seeking services through coordinated entry	People accessing services 75 are newly enrolled, 24 retained enrollment from prior to 10/1/22



People seeking housing services are prioritized based on immediate and long term need. Not everyone who requires intensive services, such as PSH\*, gets access to those services.

People requiring PSH      People receiving PSH  
44                                      10

Factors that people identified as a cause of homelessness	
Disability	14 people
Disaster	0 people
Domestic violence or crime survivor	31 people
Eviction or similar	49 people

- 9 people were Veterans
- 51 people were employed
- 61 people experienced first time homelessness
- 12 people were 55+ years old without younger family present
- 21 people experienced chronic homelessness
- 82 people experienced a long-term disability

Age and Household Breakout of people accessing services.						
	Total people	Households	Children under 18	Youth 18-24	Adults 25-54	Adults over 55
Adult & child(ren)	25	21	0	0	25	0
Only adults	59	59	0	1	11	47
TAY parenting youth	3	3	0	3	0	0
TAY youth	14	15	0	14	0	0
Child only	0	0	0	0	0	0

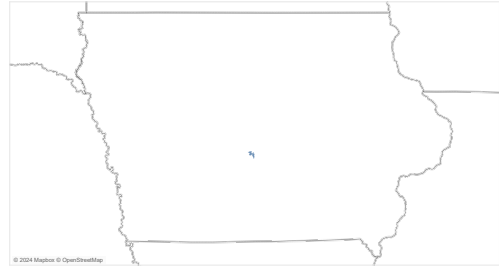


87% of people served have either found or maintained permanent housing

\*PSH, or permanent supportive housing, is an intensive housing intervention that provides people with high barriers access to housing and supportive services for as long as the individual or family needs in order to stabilize and become self-sufficient. Additional questions? Want more data? Please contact [support@icalliances.org](mailto:support@icalliances.org)

## Homelessness from House District 42

House District - 42



Polk	
From 10/1/22 to 9/30/23, there were...	
<b>292</b>	<b>450</b>
People newly seeking services through coordinated entry	People accessing services 319 are newly enrolled, 131 retained enrollment from prior to 10/1/22

People seeking housing services are prioritized based on immediate and long term need. Not everyone who requires intensive services, such as PSH\*, gets access to those services.

People requiring PSH      People receiving PSH  
228                                      34

Factors that people identified as a cause of homelessness	
Disability	61 people
Disaster	7 people
Domestic violence or crime survivor	140 people
Eviction or similar	182 people

- 33 people were Veterans
- 218 people were employed
- 247 people experienced first time homelessness
- 128 people were 55+ years old without younger family present
- 131 people experienced chronic homelessness
- 393 people experienced a long-term disability

Age and Household Breakout of people accessing services.						
	Total people	Households	Children under 18	Youth 18-24	Adults 25-54	Adults over 55
Adult & child(ren)	103	89	6	0	96	1
Only adults	301	303	0	3	92	206
TAY parenting youth	20	21	0	20	0	0
TAY youth	36	37	0	36	0	0
Child only	3	3	3	0	0	0



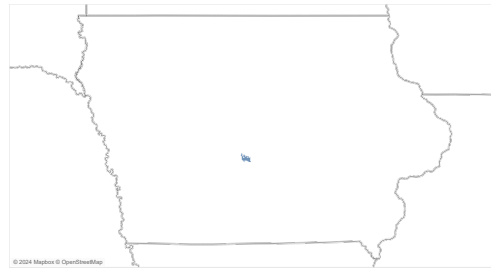
88% of people served have either found or maintained permanent housing

\*PSH, or permanent supportive housing, is an intensive housing intervention that provides people with high barriers access to housing and supportive services for as long as the individual or family needs in order to stabilize and become self-sufficient. Additional questions? Want more data? Please contact [support@icalliances.org](mailto:support@icalliances.org)

## Homelessness from House District 43

Polk	
From 10/1/22 to 9/30/23, there were...	
<b>264</b>	<b>402</b>
People newly seeking services through coordinated entry	People accessing services 300 are newly enrolled, 102 retained enrollment from prior to 10/1/22

House District - 43



People seeking housing services are prioritized based on immediate and long term need. Not everyone who requires intensive services, such as PSH\*, gets access to those services.

People requiring PSH      People receiving PSH  
190                                      29

Factors that people identified as a cause of homelessness	
Disability	42 people
Disaster	5 people
Domestic violence or crime survivor	112 people
Eviction or similar	190 people

- 29 people were Veterans
- 201 people were employed
- 249 people experienced first time homelessness
- 152 people were 55+ years old without younger family present
- 117 people experienced chronic homelessness
- 317 people experienced a long-term disability

Age and Household Breakout of people accessing services.						
	Total people	Households	Children under 18	Youth 18-24	Adults 25-54	Adults over 55
Adult & child(ren)	89	64	8	9	72	0
Only adults	264	269	0	3	76	185
TAY parenting youth	16	18	0	16	0	0
TAY youth	37	38	0	37	0	0
Child only	2	2	2	0	0	0

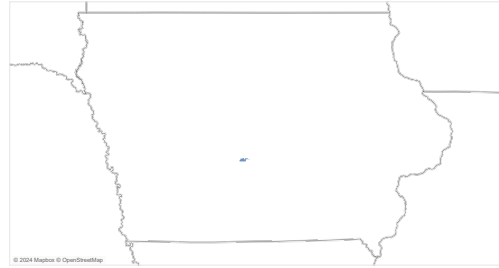


89% of people served have either found or maintained permanent housing

\*PSH, or permanent supportive housing, is an intensive housing intervention that provides people with high barriers access to housing and supportive services for as long as the individual or family needs in order to stabilize and become self-sufficient. Additional questions? Want more data? Please contact [support@icalliances.org](mailto:support@icalliances.org)

## Homelessness from House District 44

House District - 44



Polk	
From 10/1/22 to 9/30/23, there were...	
<b>275</b>	<b>456</b>
People newly seeking services through coordinated entry	People accessing services 329 are newly enrolled, 127 retained enrollment from prior to 10/1/22

People seeking housing services are prioritized based on immediate and long term need. Not everyone who requires intensive services, such as PSH\*, gets access to those services.

People requiring PSH      People receiving PSH  
197                                      46

Factors that people identified as a cause of homelessness	
Disability	49 people
Disaster	10 people
Domestic violence or crime survivor	132 people
Eviction or similar	206 people

- 41 people were Veterans
- 221 people were employed
- 265 people experienced first time homelessness
- 152 people were 55+ years old without younger family present
- 136 people experienced chronic homelessness
- 352 people experienced a long-term disability

Age and Household Breakout of people accessing services.						
	Total people	Households	Children under 18	Youth 18-24	Adults 25-54	Adults over 55
Adult & child(ren)	98	88	14	5	79	0
Only adults	298	300	0	2	82	214
TAY parenting youth	19	22	0	19	0	0
TAY youth	47	47	0	47	0	0
Child only	2	2	2	0	0	0

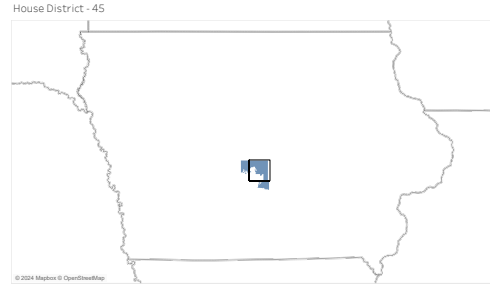


87% of people served have either found or maintained permanent housing

\*PSH, or permanent supportive housing, is an intensive housing intervention that provides people with high barriers access to housing and supportive services for as long as the individual or family needs in order to stabilize and become self-sufficient. Additional questions? Want more data? Please contact [support@icalliances.org](mailto:support@icalliances.org)

## Homelessness from House District 45

Polk	
From 10/1/22 to 9/30/23, there were...	
<b>455</b>	<b>731</b>
People newly seeking services through coordinated entry	People accessing services 528 are newly enrolled, 203 retained enrollment from prior to 10/1/22



People seeking housing services are prioritized based on immediate and long term need. Not everyone who requires intensive services, such as PSH\*, gets access to those services.

People requiring PSH      People receiving PSH  
341                                      61

Factors that people identified as a cause of homelessness	
Disability	75 people
Disaster	11 people
Domestic violence or crime survivor	200 people
Eviction or similar	321 people

- 54 people were Veterans
- 362 people were employed
- 423 people experienced first time homelessness
- 235 people were 55+ years old without younger family present
- 211 people experienced chronic homelessness
- 608 people experienced a long-term disability

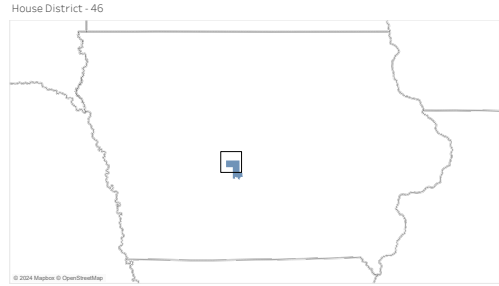
Age and Household Breakout of people accessing services.						
	Total people	Households	Children under 18	Youth 18-24	Adults 25-54	Adults over 55
Adult & child(ren)	148	127	7	8	132	1
Only adults	506	501	0	10	145	351
TAY parenting youth	21	24	0	21	0	0
TAY youth	69	69	0	69	0	0
Child only	2	2	2	0	0	0



86% of people served have either found or maintained permanent housing

\*PSH, or permanent supportive housing, is an intensive housing intervention that provides people with high barriers access to housing and supportive services for as long as the individual or family needs in order to stabilize and become self-sufficient. Additional questions? Want more data? Please contact [support@icalliances.org](mailto:support@icalliances.org)

### Homelessness from House District 46



Dallas	
From 10/1/22 to 9/30/23, there were...	
<b>73</b>	<b>129</b>
People newly seeking services through coordinated entry	People accessing services 92 are newly enrolled, 37 retained enrollment from prior to 10/1/22

People seeking housing services are prioritized based on immediate and long term need. Not everyone who requires intensive services, such as PSH\*, gets access to those services.

**People requiring PSH**      **People receiving PSH**  
 66                                      9

Factors that people identified as a cause of homelessness	
Disability	18 people
Disaster	5 people
Domestic violence or crime survivor	42 people
Eviction or similar	52 people

- 10 people were Veterans
- 60 people were employed
- 71 people experienced first time homelessness
- 28 people were 55+ years old without younger family present
- 29 people experienced chronic homelessness
- 107 people experienced a long-term disability

Age and Household Breakout of people accessing services.						
	Total people	Households	Children under 18	Youth 18-24	Adults 25-54	Adults over 55
Adult & child(ren)	32	31	1	1	30	0
Only adults	80	83	0	2	17	61
TAY parenting youth	3	3	0	3	0	0
TAY youth	16	16	0	16	0	0
Child only	1	1	1	0	0	0

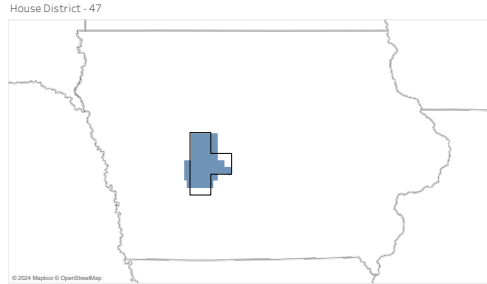


84% of people served have either found or maintained permanent housing

\*PSH, or permanent supportive housing, is an intensive housing intervention that provides people with high barriers access to housing and supportive services for as long as the individual or family needs in order to stabilize and become self-sufficient. Additional questions? Want more data? Please contact [support@icalliances.org](mailto:support@icalliances.org)

## Homelessness from House District 47

Guthrie	
From 10/1/22 to 9/30/23, there were...	
<b>72</b>	<b>103</b>
People newly seeking services through coordinated entry	People accessing services 70 are newly enrolled, 33 retained enrollment from prior to 10/1/22



People seeking housing services are prioritized based on immediate and long term need. Not everyone who requires intensive services, such as PSH\*, gets access to those services.

**People requiring PSH**     **People receiving PSH**  
 43    4

Factors that people identified as a cause of homelessness	
Disability	12 people
Disaster	3 people
Domestic violence or crime survivor	30 people
Eviction or similar	51 people

- 9 people were Veterans
- 50 people were employed
- 62 people experienced first time homelessness
- 36 people were 55+ years old without younger family present
- 21 people experienced chronic homelessness
- 84 people experienced a long-term disability

Age and Household Breakout of people accessing services.						
	Total people	Households	Children under 18	Youth 18-24	Adults 25-54	Adults over 55
Adult & child(ren)	15	14	0	1	14	0
Only adults	69	71	0	0	22	47
TAY parenting youth	2	2	0	2	0	0
TAY youth	17	17	0	17	0	0
Child only	1	1	1	0	0	0

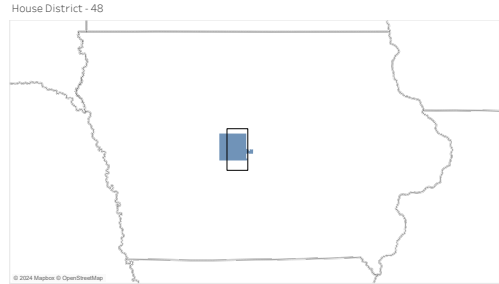


82% of people served have either found or maintained permanent housing

\*PSH, or permanent supportive housing, is an intensive housing intervention that provides people with high barriers access to housing and supportive services for as long as the individual or family needs in order to stabilize and become self-sufficient. Additional questions? Want more data? Please contact [support@icalliances.org](mailto:support@icalliances.org)



### Homelessness from House District 48



Boone	
From 10/1/22 to 9/30/23, there were . . .	
<b>340</b>	<b>442</b>
People newly seeking services through coordinated entry	People accessing services 314 are newly enrolled, 128 retained enrollment from prior to 10/1/22

People seeking housing services are prioritized based on immediate and long term need. Not everyone who requires intensive services, such as PSH\*, gets access to those services.

**People requiring PSH**      **People receiving PSH**  
169                                      24

Factors that people identified as a cause of homelessness	
Disability	49 people
Disaster	15 people
Domestic violence or crime survivor	139 people
Eviction or similar	218 people

- 26 people were Veterans
- 228 people were employed
- 269 people experienced first time homelessness
- 139 people were 55+ years old without younger family present
- 103 people experienced chronic homelessness
- 289 people experienced a long-term disability

Age and Household Breakout of people accessing services.						
	Total people	Households	Children under 18	Youth 18-24	Adults 25-54	Adults over 55
Adult & child(ren)	101	80	11	8	76	6
Only adults	284	278	0	4	65	214
TAY parenting youth	14	12	1	13	0	0
TAY youth	54	54	0	54	0	0
Child only	4	4	4	0	0	0

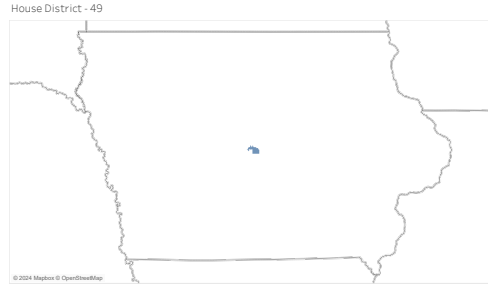


83% of people served have either found or maintained permanent housing

\*PSH, or permanent supportive housing, is an intensive housing intervention that provides people with high barriers access to housing and supportive services for as long as the individual or family needs in order to stabilize and become self-sufficient. Additional questions? Want more data? Please contact [support@icalliances.org](mailto:support@icalliances.org)

## Homelessness from House District 49

Story	
From 10/1/22 to 9/30/23, there were...	
<b>252</b>	<b>318</b>
People newly seeking services through coordinated entry	People accessing services 227 are newly enrolled, 91 retained enrollment from prior to 10/1/22



People seeking housing services are prioritized based on immediate and long term need. Not everyone who requires intensive services, such as PSH\*, gets access to those services.

People requiring PSH      People receiving PSH  
127                                      15

Factors that people identified as a cause of homelessness	
Disability	32 people
Disaster	10 people
Domestic violence or crime survivor	104 people
Eviction or similar	154 people

- 17 people were Veterans
- 167 people were employed
- 199 people experienced first time homelessness
- 98 people were 55+ years old without younger family present
- 77 people experienced chronic homelessness
- 212 people experienced a long-term disability

Age and Household Breakout of people accessing services.						
	Total people	Households	Children under 18	Youth 18-24	Adults 25-54	Adults over 55
Adult & child(ren)	60	52	7	6	43	4
Only adults	204	202	0	3	41	159
TAY parenting youth	9	9	0	9	0	0
TAY youth	49	49	0	49	0	0
Child only	4	4	4	0	0	0

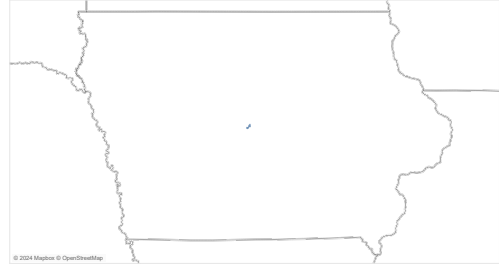


83% of people served have either found or maintained permanent housing

\*PSH, or permanent supportive housing, is an intensive housing intervention that provides people with high barriers access to housing and supportive services for as long as the individual or family needs in order to stabilize and become self-sufficient. Additional questions? Want more data? Please contact [support@icalliances.org](mailto:support@icalliances.org)

## Homelessness from House District 50

House District - 50



Story	
From 10/1/22 to 9/30/23, there were...	
<b>221</b>	<b>279</b>
People newly seeking services through coordinated entry	People accessing services 200 are newly enrolled, 79 retained enrollment from prior to 10/1/22

People seeking housing services are prioritized based on immediate and long term need. Not everyone who requires intensive services, such as PSH\*, gets access to those services.

**People requiring PSH**      **People receiving PSH**  
 109                                      12

Factors that people identified as a cause of homelessness	
Disability	27 people
Disaster	10 people
Domestic violence or crime survivor	91 people
Eviction or similar	139 people

- 12 people were Veterans
- 145 people were employed
- 176 people experienced first time homelessness
- 89 people were 55+ years old without younger family present
- 68 people experienced chronic homelessness
- 181 people experienced a long-term disability

Age and Household Breakout of people accessing services.						
	Total people	Households	Children under 18	Youth 18-24	Adults 25-54	Adults over 55
Adult & child(ren)	58	50	7	6	41	4
Only adults	176	175	0	3	36	136
TAY parenting youth	8	8	0	8	0	0
TAY youth	41	41	0	41	0	0
Child only	3	3	3	0	0	0

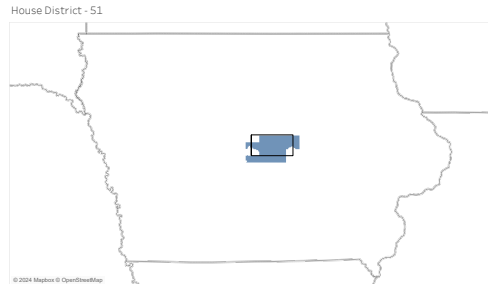


83% of people served have either found or maintained permanent housing

\*PSH, or permanent supportive housing, is an intensive housing intervention that provides people with high barriers access to housing and supportive services for as long as the individual or family needs in order to stabilize and become self-sufficient. Additional questions? Want more data? Please contact [support@icalliances.org](mailto:support@icalliances.org)

## Homelessness from House District 51

Story	
From 10/1/22 to 9/30/23, there were...	
<b>456</b>	<b>579</b>
People newly seeking services through coordinated entry	People accessing services 420 are newly enrolled, 159 retained enrollment from prior to 10/1/22



People seeking housing services are prioritized based on immediate and long term need. Not everyone who requires intensive services, such as PSH\*, gets access to those services.

People requiring PSH      People receiving PSH  
231                                      27

Factors that people identified as a cause of homelessness	
Disability	66 people
Disaster	19 people
Domestic violence or crime survivor	194 people
Eviction or similar	251 people

- 35 people were Veterans
- 288 people were employed
- 368 people experienced first time homelessness
- 167 people were 55+ years old without younger family present
- 136 people experienced chronic homelessness
- 402 people experienced a long-term disability

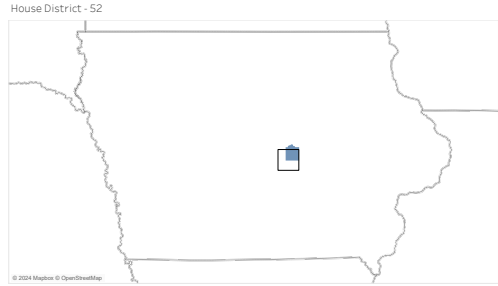
Age and Household Breakout of people accessing services.						
	Total people	Households	Children under 18	Youth 18-24	Adults 25-54	Adults over 55
Adult & child(ren)	107	82	12	10	77	8
Only adults	373	374	0	4	83	285
TAY parenting youth	15	17	0	15	0	0
TAY youth	92	91	0	92	0	0
Child only	6	6	6	0	0	0



86% of people served have either found or maintained permanent housing

\*PSH, or permanent supportive housing, is an intensive housing intervention that provides people with high barriers access to housing and supportive services for as long as the individual or family needs in order to stabilize and become self-sufficient. Additional questions? Want more data? Please contact [support@icalliances.org](mailto:support@icalliances.org)

## Homelessness from House District 52



Marshall	
From 10/1/22 to 9/30/23, there were...	
<b>151</b> People newly seeking services through coordinated entry	<b>189</b> People accessing services 144 are newly enrolled, 45 retained enrollment from prior to 10/1/22

People seeking housing services are prioritized based on immediate and long term need. Not everyone who requires intensive services, such as PSH\*, gets access to those services.

**People requiring PSH**     **People receiving PSH**  
80    4

Factors that people identified as a cause of homelessness	
Disability	25 people
Disaster	5 people
Domestic violence or crime survivor	62 people
Eviction or similar	78 people

- 9 people were Veterans
- 86 people were employed
- 128 people experienced first time homelessness
- 56 people were 55+ years old without younger family present
- 41 people experienced chronic homelessness
- 141 people experienced a long-term disability

Age and Household Breakout of people accessing services.						
	Total people	Households	Children under 18	Youth 18-24	Adults 25-54	Adults over 55
Adult & child(ren)	25	17	2	3	18	2
Only adults	127	130	0	1	33	93
TAY parenting youth	5	7	0	5	0	0
TAY youth	33	32	0	33	0	0
Child only	3	3	3	0	0	0

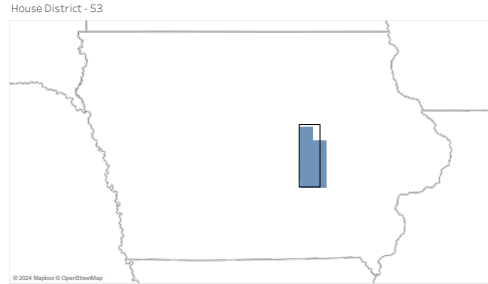


90% of people served have either found or maintained permanent housing

\*PSH, or permanent supportive housing, is an intensive housing intervention that provides people with high barriers access to housing and supportive services for as long as the individual or family needs in order to stabilize and become self-sufficient. Additional questions? Want more data? Please contact [support@icalliances.org](mailto:support@icalliances.org)

## Homelessness from House District 53

Tama	
From 10/1/22 to 9/30/23, there were...	
<b>253</b>	<b>305</b>
People newly seeking services through coordinated entry	People accessing services 214 are newly enrolled, 91 retained enrollment from prior to 10/1/22



People seeking housing services are prioritized based on immediate and long term need. Not everyone who requires intensive services, such as PSH\*, gets access to those services.

People requiring PSH      People receiving PSH  
119                                      4

Factors that people identified as a cause of homelessness	
Disability	35 people
Disaster	13 people
Domestic violence or crime survivor	92 people
Eviction or similar	137 people

- 14 people were Veterans
- 143 people were employed
- 193 people experienced first time homelessness
- 94 people were 55+ years old without younger family present
- 59 people experienced chronic homelessness
- 210 people experienced a long-term disability

Age and Household Breakout of people accessing services.						
	Total people	Households	Children under 18	Youth 18-24	Adults 25-54	Adults over 55
Adult & child(ren)	56	36	11	3	39	3
Only adults	203	205	0	2	50	151
TAY parenting youth	10	10	0	10	0	0
TAY youth	44	43	0	44	0	0
Child only	2	2	2	0	0	0

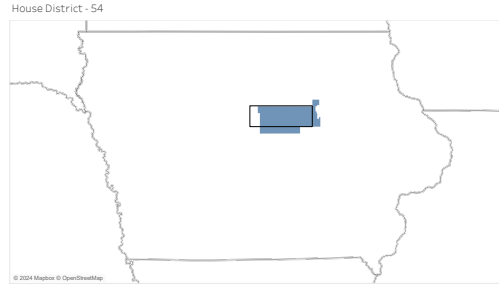


87% of people served have either found or maintained permanent housing

\*PSH, or permanent supportive housing, is an intensive housing intervention that provides people with high barriers access to housing and supportive services for as long as the individual or family needs in order to stabilize and become self-sufficient. Additional questions? Want more data? Please contact [support@icalliances.org](mailto:support@icalliances.org)

### Homelessness from House District 54

Grundy	
From 10/1/22 to 9/30/23, there were . . .	
<b>290</b>	<b>394</b>
People newly seeking services through coordinated entry	People accessing services 247 are newly enrolled, 147 retained enrollment from prior to 10/1/22



People seeking housing services are prioritized based on immediate and long term need. Not everyone who requires intensive services, such as PSH\*, gets access to those services.

**People requiring PSH**      **People receiving PSH**  
127                                      14

Factors that people identified as a cause of homelessness	
Disability	40 people
Disaster	22 people
Domestic violence or crime survivor	100 people
Eviction or similar	173 people

- 28 people were Veterans
- 197 people were employed
- 231 people experienced first time homelessness
- 107 people were 55+ years old without younger family present
- 77 people experienced chronic homelessness
- 236 people experienced a long-term disability

Age and Household Breakout of people accessing services.						
	Total people	Households	Children under 18	Youth 18-24	Adults 25-54	Adults over 55
Adult & child(ren)	105	57	42	7	55	1
Only adults	258	257	0	1	62	195
TAY parenting youth	7	7	0	7	0	0
TAY youth	27	27	0	27	0	0
Child only	5	5	5	0	0	0

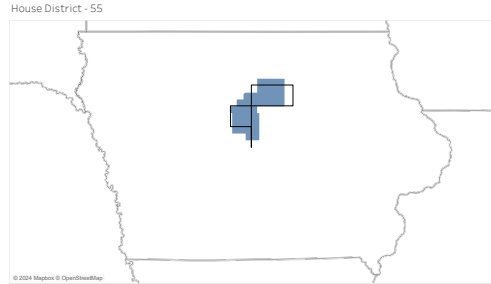


74% of people served have either found or maintained permanent housing

\*PSH, or permanent supportive housing, is an intensive housing intervention that provides people with high barriers access to housing and supportive services for as long as the individual or family needs in order to stabilize and become self-sufficient. Additional questions? Want more data? Please contact [support@icalliances.org](mailto:support@icalliances.org)

## Homelessness from House District 55

Franklin	
From 10/1/22 to 9/30/23, there were...	
<b>363</b>	<b>483</b>
People newly seeking services through coordinated entry	People accessing services 359 are newly enrolled, 124 retained enrollment from prior to 10/1/22



People seeking housing services are prioritized based on immediate and long term need. Not everyone who requires intensive services, such as PSH\*, gets access to those services.

People requiring PSH      People receiving PSH  
173                                      23

Factors that people identified as a cause of homelessness	
Disability	45 people
Disaster	19 people
Domestic violence or crime survivor	152 people
Eviction or similar	234 people

- 31 people were Veterans
- 256 people were employed
- 312 people experienced first time homelessness
- 152 people were 55+ years old without younger family present
- 111 people experienced chronic homelessness
- 310 people experienced a long-term disability

Age and Household Breakout of people accessing services.						
	Total people	Households	Children under 18	Youth 18-24	Adults 25-54	Adults over 55
Adult & child(ren)	115	87	17	9	83	6
Only adults	313	302	0	4	75	233
TAY parenting youth	14	12	1	13	0	0
TAY youth	53	53	0	53	0	0
Child only	5	5	5	0	0	0

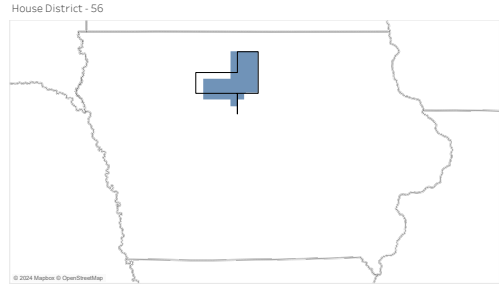


81% of people served have either found or maintained permanent housing

\*PSH, or permanent supportive housing, is an intensive housing intervention that provides people with high barriers access to housing and supportive services for as long as the individual or family needs in order to stabilize and become self-sufficient. Additional questions? Want more data? Please contact [support@icalliances.org](mailto:support@icalliances.org)



### Homelessness from House District 56



Wright	
From 10/1/22 to 9/30/23, there were...	
<b>65</b>	<b>95</b>
People newly seeking services through coordinated entry	People accessing services 70 are newly enrolled, 25 retained enrollment from prior to 10/1/22

People seeking housing services are prioritized based on immediate and long term need. Not everyone who requires intensive services, such as PSH\*, gets access to those services.

People requiring PSH	People receiving PSH
11	1

Factors that people identified as a cause of homelessness	
Disability	9 people
Disaster	7 people
Domestic violence or crime survivor	17 people
Eviction or similar	33 people

- 5 people were Veterans
- 32 people were employed
- 67 people experienced first time homelessness
- 24 people were 55+ years old without younger family present
- 7 people experienced chronic homelessness
- 45 people experienced a long-term disability

Age and Household Breakout of people accessing services.						
	Total people	Households	Children under 18	Youth 18-24	Adults 25-54	Adults over 55
Adult & child(ren)	32	14	14	2	16	0
Only adults	46	44	0	0	15	31
TAY parenting youth	5	3	2	3	0	0
TAY youth	4	4	0	4	0	0
Child only	8	3	8	0	0	0

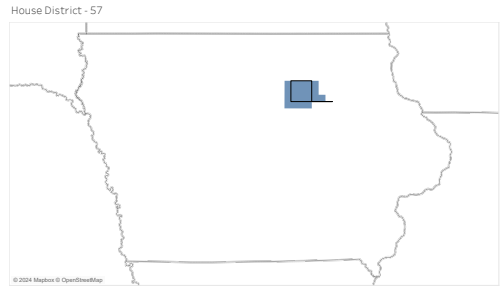


53% of people served have either found or maintained permanent housing

\*PSH, or permanent supportive housing, is an intensive housing intervention that provides people with high barriers access to housing and supportive services for as long as the individual or family needs in order to stabilize and become self-sufficient. Additional questions? Want more data? Please contact [support@icalliances.org](mailto:support@icalliances.org)

# Homelessness from House District 57

<b>Butler</b>	
From 10/1/22 to 9/30/23, there were...	
<b>104</b>	<b>145</b>
People newly seeking services through coordinated entry	People accessing services 95 are newly enrolled, 50 retained enrollment from prior to 10/1/22



People seeking housing services are prioritized based on immediate and long term need. Not everyone who requires intensive services, such as PSH\*, gets access to those services.

**People requiring PSH**      **People receiving PSH**  
 43                                      7

Factors that people identified as a cause of homelessness	
Disability	13 people
Disaster	2 people
Domestic violence or crime survivor	41 people
Eviction or similar	68 people

- 8 people were Veterans
- 75 people were employed
- 93 people experienced first time homelessness
- 68 people were 55+ years old without younger family present
- 26 people experienced chronic homelessness
- 90 people experienced a long-term disability

### Age and Household Breakout of people accessing services.

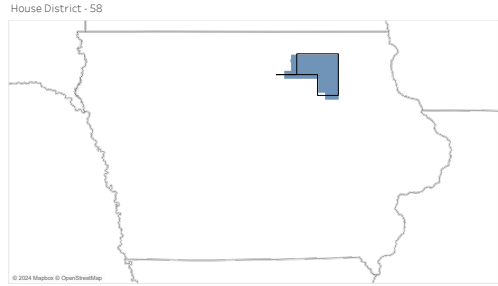
	Total people	Households	Children under 18	Youth 18-24	Adults 25-54	Adults over 55
Adult & child(ren)	42	18	22	0	18	2
Only adults	89	88	0	0	25	64
TAY parenting youth	2	2	0	2	0	0
TAY youth	15	15	0	15	0	0
Child only	1	1	1	0	0	0



**72% of people served have either found or maintained permanent housing**

\*PSH, or permanent supportive housing, is an intensive housing intervention that provides people with high barriers access to housing and supportive services for as long as the individual or family needs in order to stabilize and become self-sufficient. Additional questions? Want more data? Please contact [support@icalliances.org](mailto:support@icalliances.org)

### Homelessness from House District 58



Floyd	
From 10/1/22 to 9/30/23, there were...	
<b>47</b>	<b>74</b>
People newly seeking services through coordinated entry	People accessing services 50 are newly enrolled, 24 retained enrollment from prior to 10/1/22

People seeking housing services are prioritized based on immediate and long term need. Not everyone who requires intensive services, such as PSH\*, gets access to those services.

People requiring PSH 27	People receiving PSH 4
----------------------------	---------------------------

Factors that people identified as a cause of homelessness	
Disability	9 people
Disaster	1 people
Domestic violence or crime survivor	25 people
Eviction or similar	23 people

- 8 people were Veterans
- 37 people were employed
- 48 people experienced first time homelessness
- 36 people were 55+ years old without younger family present
- 19 people experienced chronic homelessness
- 58 people experienced a long-term disability

Age and Household Breakout of people accessing services.						
	Total people	Households	Children under 18	Youth 18-24	Adults 25-54	Adults over 55
Adult & child(ren)	14	6	8	1	4	1
Only adults	53	53	0	0	9	44
TAY parenting youth	0	0	0	0	0	0
TAY youth	8	8	0	8	0	0
Child only	0	0	0	0	0	0

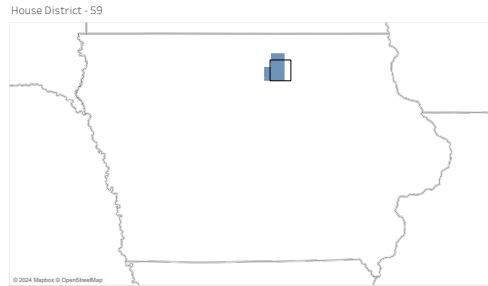


77% of people served have either found or maintained permanent housing

\*PSH, or permanent supportive housing, is an intensive housing intervention that provides people with high barriers access to housing and supportive services for as long as the individual or family needs in order to stabilize and become self-sufficient. Additional questions? Want more data? Please contact [support@icalliances.org](mailto:support@icalliances.org)

## Homelessness from House District 59

Cerro Gordo	
From 10/1/22 to 9/30/23, there were...	
<b>123</b>	<b>198</b>
People newly seeking services through coordinated entry	People accessing services 154 are newly enrolled, 44 retained enrollment from prior to 10/1/22



People seeking housing services are prioritized based on immediate and long term need. Not everyone who requires intensive services, such as PSH\*, gets access to those services.

People requiring PSH      People receiving PSH  
54                                      3

Factors that people identified as a cause of homelessness	
Disability	14 people
Disaster	6 people
Domestic violence or crime survivor	59 people
Eviction or similar	84 people

- 29 people were Veterans
- 104 people were employed
- 132 people experienced first time homelessness
- 80 people were 55+ years old without younger family present
- 40 people experienced chronic homelessness
- 142 people experienced a long-term disability

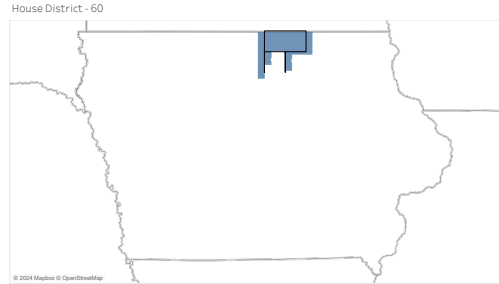
Age and Household Breakout of people accessing services.						
	Total people	Households	Children under 18	Youth 18-24	Adults 25-54	Adults over 55
Adult & child(ren)	17	15	2	1	14	0
Only adults	165	158	0	2	51	110
TAY parenting youth	1	1	0	1	0	0
TAY youth	14	14	0	14	0	0
Child only	1	1	1	0	0	0



86% of people served have either found or maintained permanent housing

\*PSH, or permanent supportive housing, is an intensive housing intervention that provides people with high barriers access to housing and supportive services for as long as the individual or family needs in order to stabilize and become self-sufficient. Additional questions? Want more data? Please contact [support@icalliances.org](mailto:support@icalliances.org)

## Homelessness from House District 60



Worth	
From 10/1/22 to 9/30/23, there were...	
<b>137</b>	<b>222</b>
People newly seeking services through coordinated entry	People accessing services 173 are newly enrolled, 49 retained enrollment from prior to 10/1/22

People seeking housing services are prioritized based on immediate and long term need. Not everyone who requires intensive services, such as PSH\*, gets access to those services.

People requiring PSH 60      People receiving PSH 4

Factors that people identified as a cause of homelessness	
Disability	19 people
Disaster	6 people
Domestic violence or crime survivor	68 people
Eviction or similar	87 people

- 35 people were Veterans
- 113 people were employed
- 151 people experienced first time homelessness
- 85 people were 55+ years old without younger family present
- 43 people experienced chronic homelessness
- 158 people experienced a long-term disability

Age and Household Breakout of people accessing services.						
	Total people	Households	Children under 18	Youth 18-24	Adults 25-54	Adults over 55
Adult & child(ren)	19	15	4	1	14	0
Only adults	185	178	0	2	55	126
TAY parenting youth	1	1	0	1	0	0
TAY youth	15	15	0	15	0	0
Child only	2	2	2	0	0	0

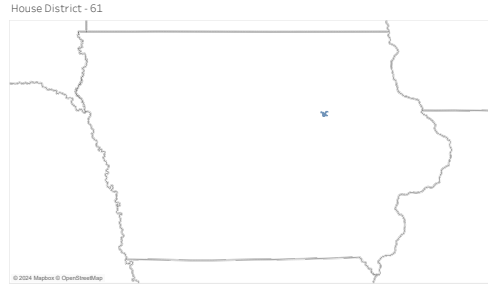


84% of people served have either found or maintained permanent housing

\*PSH, or permanent supportive housing, is an intensive housing intervention that provides people with high barriers access to housing and supportive services for as long as the individual or family needs in order to stabilize and become self-sufficient. Additional questions? Want more data? Please contact [support@icalliances.org](mailto:support@icalliances.org)

## Homelessness from House District 61

Black Hawk	
From 10/1/22 to 9/30/23, there were...	
<b>551</b>	<b>798</b>
People newly seeking services through coordinated entry	People accessing services 461 are newly enrolled, 337 retained enrollment from prior to 10/1/22



People seeking housing services are prioritized based on immediate and long term need. Not everyone who requires intensive services, such as PSH\*, gets access to those services.

People requiring PSH      People receiving PSH  
213                                      30

Factors that people identified as a cause of homelessness	
Disability	71 people
Disaster	55 people
Domestic violence or crime survivor	203 people
Eviction or similar	328 people

- 78 people were Veterans
- 424 people were employed
- 428 people experienced first time homelessness
- 234 people were 55+ years old without younger family present
- 137 people experienced chronic homelessness
- 423 people experienced a long-term disability

Age and Household Breakout of people accessing services.						
	Total people	Households	Children under 18	Youth 18-24	Adults 25-54	Adults over 55
Adult & child(ren)	235	140	78	9	145	3
Only adults	504	496	0	9	139	356
TAY parenting youth	21	17	4	17	0	0
TAY youth	40	40	0	40	0	0
Child only	17	12	17	0	0	0

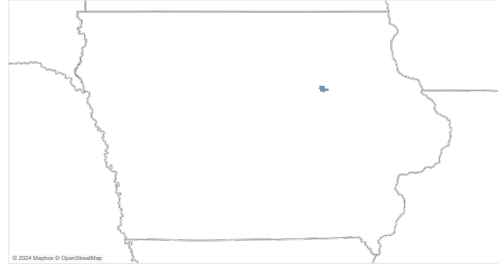


66% of people served have either found or maintained permanent housing

\*PSH, or permanent supportive housing, is an intensive housing intervention that provides people with high barriers access to housing and supportive services for as long as the individual or family needs in order to stabilize and become self-sufficient. Additional questions? Want more data? Please contact [support@icalliances.org](mailto:support@icalliances.org)

## Homelessness from House District 62

House District - 62



Black Hawk	
From 10/1/22 to 9/30/23, there were . . .	
<b>623</b>	<b>891</b>
People newly seeking services through coordinated entry	People accessing services 522 are newly enrolled, 369 retained enrollment from prior to 10/1/22

People seeking housing services are prioritized based on immediate and long term need. Not everyone who requires intensive services, such as PSH\*, gets access to those services.

People requiring PSH      People receiving PSH  
240                                      33

Factors that people identified as a cause of homelessness	
Disability	81 people
Disaster	56 people
Domestic violence or crime survivor	227 people
Eviction or similar	373 people

- 82 people were Veterans
- 471 people were employed
- 487 people experienced first time homelessness
- 268 people were 55+ years old without younger family present
- 149 people experienced chronic homelessness
- 477 people experienced a long-term disability

Age and Household Breakout of people accessing services.						
	Total people	Households	Children under 18	Youth 18-24	Adults 25-54	Adults over 55
Adult & child(ren)	265	151	94	9	158	4
Only adults	558	548	0	9	156	393
TAY parenting youth	23	19	4	19	0	0
TAY youth	49	49	0	49	0	0
Child only	18	13	18	0	0	0

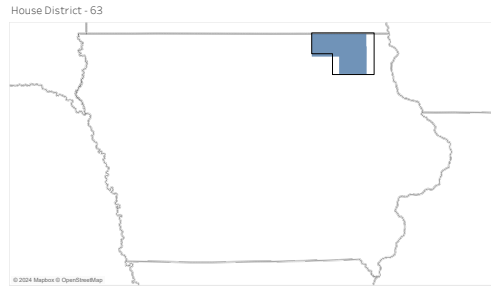


67% of people served have either found or maintained permanent housing

\*PSH, or permanent supportive housing, is an intensive housing intervention that provides people with high barriers access to housing and supportive services for as long as the individual or family needs in order to stabilize and become self-sufficient. Additional questions? Want more data? Please contact [support@icalliances.org](mailto:support@icalliances.org)

## Homelessness from House District 63

Winneshiek	
From 10/1/22 to 9/30/23, there were...	
<b>16</b>	<b>26</b>
People newly seeking services through coordinated entry	People accessing services 22 are newly enrolled, 4 retained enrollment from prior to 10/1/22



People seeking housing services are prioritized based on immediate and long term need. Not everyone who requires intensive services, such as PSH\*, gets access to those services.

**People requiring PSH**      **People receiving PSH**  
10                                      1

Factors that people identified as a cause of homelessness	
Disability	0 people
Disaster	1 people
Domestic violence or crime survivor	8 people
Eviction or similar	8 people

- 2 people were Veterans
- 8 people were employed
- 19 people experienced first time homelessness
- 10 people were 55+ years old without younger family present
- 2 people experienced chronic homelessness
- 16 people experienced a long-term disability

Age and Household Breakout of people accessing services.						
	Total people	Households	Children under 18	Youth 18-24	Adults 25-54	Adults over 55
Adult & child(ren)	4	3	0	0	4	0
Only adults	19	18	0	1	4	14
TAY parenting youth	0	0	0	0	0	0
TAY youth	2	2	0	2	0	0
Child only	1	1	1	0	0	0



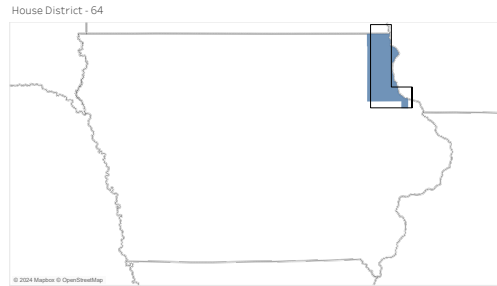
67% of people served have either found or maintained permanent housing

\*PSH, or permanent supportive housing, is an intensive housing intervention that provides people with high barriers access to housing and supportive services for as long as the individual or family needs in order to stabilize and become self-sufficient. Additional questions? Want more data? Please contact [support@icalliances.org](mailto:support@icalliances.org)



## Homelessness from House District 64

Clayton	
From 10/1/22 to 9/30/23, there were...	
<b>22</b>	<b>33</b>
People newly seeking services through coordinated entry	People accessing services 24 are newly enrolled, 9 retained enrollment from prior to 10/1/22



People seeking housing services are prioritized based on immediate and long term need. Not everyone who requires intensive services, such as PSH\*, gets access to those services.

People requiring PSH	People receiving PSH
12	1

Factors that people identified as a cause of homelessness	
Disability	5 people
Disaster	1 people
Domestic violence or crime survivor	17 people
Eviction or similar	10 people

- 4 people were Veterans
- 18 people were employed
- 16 people experienced first time homelessness
- 10 people were 55+ years old without younger family present
- 5 people experienced chronic homelessness
- 23 people experienced a long-term disability

Age and Household Breakout of people accessing services.						
	Total people	Households	Children under 18	Youth 18-24	Adults 25-54	Adults over 55
Adult & child(ren)	8	6	0	0	8	0
Only adults	19	18	0	1	7	11
TAY parenting youth	2	2	0	2	0	0
TAY youth	3	3	0	3	0	0
Child only	1	1	1	0	0	0



78% of people served have either found or maintained permanent housing

\*PSH, or permanent supportive housing, is an intensive housing intervention that provides people with high barriers access to housing and supportive services for as long as the individual or family needs in order to stabilize and become self-sufficient. Additional questions? Want more data? Please contact [support@icalliances.org](mailto:support@icalliances.org)

## Homelessness from House District 65

Dubuque	
From 10/1/22 to 9/30/23, there were...	
<b>49</b>	<b>64</b>
People newly seeking services through coordinated entry	People accessing services 46 are newly enrolled, 18 retained enrollment from prior to 10/1/22



People seeking housing services are prioritized based on immediate and long term need. Not everyone who requires intensive services, such as PSH\*, gets access to those services.

People requiring PSH      People receiving PSH  
20                                      0

Factors that people identified as a cause of homelessness	
Disability	8 people
Disaster	0 people
Domestic violence or crime survivor	23 people
Eviction or similar	25 people

- 3 people were Veterans
- 37 people were employed
- 43 people experienced first time homelessness
- 10 people were 55+ years old without younger family present
- 16 people experienced chronic homelessness
- 42 people experienced a long-term disability

Age and Household Breakout of people accessing services.						
	Total people	Households	Children under 18	Youth 18-24	Adults 25-54	Adults over 55
Adult & child(ren)	16	11	2	3	11	0
Only adults	38	37	0	1	7	30
TAY parenting youth	2	2	0	2	0	0
TAY youth	7	7	0	6	0	0
Child only	1	1	1	0	0	0



79% of people served have either found or maintained permanent housing

\*PSH, or permanent supportive housing, is an intensive housing intervention that provides people with high barriers access to housing and supportive services for as long as the individual or family needs in order to stabilize and become self-sufficient. Additional questions? Want more data? Please contact [support@icalliances.org](mailto:support@icalliances.org)

Homelessness from House District 66

House District - 66



Jones	
From 10/1/22 to 9/30/23, there were . . .	
<b>131</b>	<b>163</b>
People newly seeking services through coordinated entry	People accessing services 112 are newly enrolled, 51 retained enrollment from prior to 10/1/22

People seeking housing services are prioritized based on immediate and long term need. Not everyone who requires intensive services, such as PSH\*, gets access to those services.

People requiring PSH     People receiving PSH  
53                                        3

Factors that people identified as a cause of homelessness	
Disability	11 people
Disaster	6 people
Domestic violence or crime survivor	45 people
Eviction or similar	61 people

- 11 people were Veterans
- 58 people were employed
- 101 people experienced first time homelessness
- 32 people were 55+ years old without younger family present
- 29 people experienced chronic homelessness
- 104 people experienced a long-term disability

Age and Household Breakout of people accessing services.						
	Total people	Households	Children under 18	Youth 18-24	Adults 25-54	Adults over 55
Adult & child(ren)	54	33	21	1	30	2
Only adults	95	87	0	0	17	78
TAY parenting youth	8	5	4	4	0	0
TAY youth	8	7	0	8	0	0
Child only	4	4	4	0	0	0

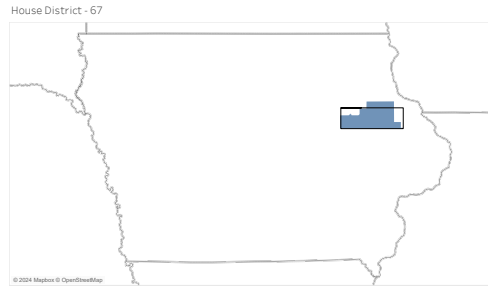


69% of people served have either found or maintained permanent housing

\*PSH, or permanent supportive housing, is an intensive housing intervention that provides people with high barriers access to housing and supportive services for as long as the individual or family needs in order to stabilize and become self-sufficient.  
Additional questions? Want more data? Please contact [support@icalliances.org](mailto:support@icalliances.org)

## Homelessness from House District 67

Buchanan	
From 10/1/22 to 9/30/23, there were...	
<b>60</b>	<b>87</b>
People newly seeking services through coordinated entry	People accessing services 56 are newly enrolled, 31 retained enrollment from prior to 10/1/22



People seeking housing services are prioritized based on immediate and long term need. Not everyone who requires intensive services, such as PSH\*, gets access to those services.

People requiring PSH      People receiving PSH  
28                                      1

Factors that people identified as a cause of homelessness	
Disability	11 people
Disaster	1 people
Domestic violence or crime survivor	38 people
Eviction or similar	29 people

- 10 people were Veterans
- 43 people were employed
- 43 people experienced first time homelessness
- 27 people were 55+ years old without younger family present
- 16 people experienced chronic homelessness
- 55 people experienced a long-term disability

Age and Household Breakout of people accessing services.						
	Total people	Households	Children under 18	Youth 18-24	Adults 25-54	Adults over 55
Adult & child(ren)	28	18	10	1	17	0
Only adults	52	50	0	2	18	32
TAY parenting youth	3	2	1	2	0	0
TAY youth	7	7	0	7	0	0
Child only	2	2	2	0	0	0

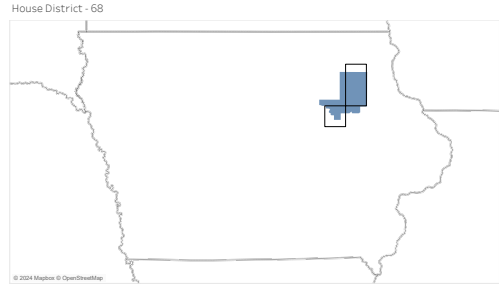


96% of people served have either found or maintained permanent housing

\*PSH, or permanent supportive housing, is an intensive housing intervention that provides people with high barriers access to housing and supportive services for as long as the individual or family needs in order to stabilize and become self-sufficient. Additional questions? Want more data? Please contact [support@icalliances.org](mailto:support@icalliances.org)

### Homelessness from House District 68

Fayette	
From 10/1/22 to 9/30/23, there were . . .	
<b>533</b>	<b>772</b>
People newly seeking services through coordinated entry	People accessing services 477 are newly enrolled, 295 retained enrollment from prior to 10/1/22



People seeking housing services are prioritized based on immediate and long term need. Not everyone who requires intensive services, such as PSH\*, gets access to those services.

People requiring PSH      People receiving PSH  
227                                      25

Factors that people identified as a cause of homelessness	
Disability	83 people
Disaster	43 people
Domestic violence or crime survivor	193 people
Eviction or similar	326 people

- 72 people were Veterans
- 398 people were employed
- 444 people experienced first time homelessness
- 235 people were 55+ years old without younger family present
- 139 people experienced chronic homelessness
- 439 people experienced a long-term disability

Age and Household Breakout of people accessing services.						
	Total people	Households	Children under 18	Youth 18-24	Adults 25-54	Adults over 55
Adult & child(ren)	214	123	77	9	125	3
Only adults	497	491	0	6	135	356
TAY parenting youth	20	16	4	16	0	0
TAY youth	45	45	0	45	0	0
Child only	13	10	13	0	0	0



69% of people served have either found or maintained permanent housing

\*PSH, or permanent supportive housing, is an intensive housing intervention that provides people with high barriers access to housing and supportive services for as long as the individual or family needs in order to stabilize and become self-sufficient. Additional questions? Want more data? Please contact [support@icalliances.org](mailto:support@icalliances.org)

## Homelessness from House District 69

Clinton	
From 10/1/22 to 9/30/23, there were...	
<b>649</b>	<b>767</b>
People newly seeking services through coordinated entry	People accessing services 610 are newly enrolled, 157 retained enrollment from prior to 10/1/22



People seeking housing services are prioritized based on immediate and long term need. Not everyone who requires intensive services, such as PSH\*, gets access to those services.

**People requiring PSH**      **People receiving PSH**  
351                                      14

Factors that people identified as a cause of homelessness	
Disability	69 people
Disaster	24 people
Domestic violence or crime survivor	230 people
Eviction or similar	366 people

- 37 people were Veterans
- 394 people were employed
- 520 people experienced first time homelessness
- 201 people were 55+ years old without younger family present
- 206 people experienced chronic homelessness
- 564 people experienced a long-term disability

Age and Household Breakout of people accessing services.						
	Total people	Households	Children under 18	Youth 18-24	Adults 25-54	Adults over 55
Adult & child(ren)	187	140	19	14	149	5
Only adults	533	485	0	10	128	395
TAY parenting youth	28	22	1	26	0	1
TAY youth	36	36	0	36	0	0
Child only	6	6	6	0	0	0



78% of people served have either found or maintained permanent housing

\*PSH, or permanent supportive housing, is an intensive housing intervention that provides people with high barriers access to housing and supportive services for as long as the individual or family needs in order to stabilize and become self-sufficient. Additional questions? Want more data? Please contact [support@icalliances.org](mailto:support@icalliances.org)

## Homelessness from House District 70

Clinton	
From 10/1/22 to 9/30/23, there were . . .	
<b>305</b>	<b>374</b>
People newly seeking services through coordinated entry	People accessing services 280 are newly enrolled, 94 retained enrollment from prior to 10/1/22



People seeking housing services are prioritized based on immediate and long term need. Not everyone who requires intensive services, such as PSH\*, gets access to those services.

People requiring PSH      People receiving PSH  
85                                      13

Factors that people identified as a cause of homelessness	
Disability	33 people
Disaster	15 people
Domestic violence or crime survivor	66 people
Eviction or similar	159 people

- 28 people were Veterans
- 159 people were employed
- 272 people experienced first time homelessness
- 67 people were 55+ years old without younger family present
- 49 people experienced chronic homelessness
- 190 people experienced a long-term disability

Age and Household Breakout of people accessing services.						
	Total people	Households	Children under 18	Youth 18-24	Adults 25-54	Adults over 55
Adult & child(ren)	169	89	74	5	89	1
Only adults	185	175	0	2	38	145
TAY parenting youth	10	8	2	8	0	0
TAY youth	18	16	0	18	0	0
Child only	4	3	4	0	0	0



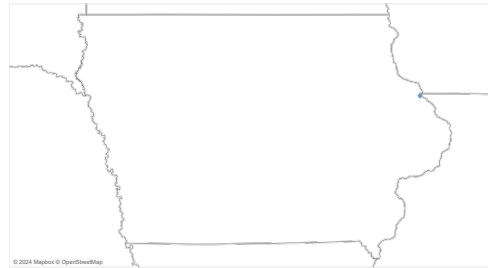
77% of people served have either found or maintained permanent housing

\*PSH, or permanent supportive housing, is an intensive housing intervention that provides people with high barriers access to housing and supportive services for as long as the individual or family needs in order to stabilize and become self-sufficient. Additional questions? Want more data? Please contact [support@icalliances.org](mailto:support@icalliances.org)

## Homelessness from House District 71

Dubuque	
From 10/1/22 to 9/30/23, there were...	
<b>340</b>	<b>447</b>
People newly seeking services through coordinated entry	People accessing services 326 are newly enrolled, 121 retained enrollment from prior to 10/1/22

House District - 71



People seeking housing services are prioritized based on immediate and long term need. Not everyone who requires intensive services, such as PSH\*, gets access to those services.

People requiring PSH      People receiving PSH  
133                                      11

Factors that people identified as a cause of homelessness	
Disability	41 people
Disaster	15 people
Domestic violence or crime survivor	127 people
Eviction or similar	210 people

- 29 people were Veterans
- 282 people were employed
- 298 people experienced first time homelessness
- 179 people were 55+ years old without younger family present
- 108 people experienced chronic homelessness
- 318 people experienced a long-term disability

Age and Household Breakout of people accessing services.						
	Total people	Households	Children under 18	Youth 18-24	Adults 25-54	Adults over 55
Adult & child(ren)	115	89	13	11	89	2
Only adults	301	296	0	2	89	210
TAY parenting youth	14	14	3	11	0	0
TAY youth	32	32	0	31	0	0
Child only	2	2	2	0	0	0



74% of people served have either found or maintained permanent housing

\*PSH, or permanent supportive housing, is an intensive housing intervention that provides people with high barriers access to housing and supportive services for as long as the individual or family needs in order to stabilize and become self-sufficient. Additional questions? Want more data? Please contact [support@icalliances.org](mailto:support@icalliances.org)



## Homelessness from House District 72

Dubuque	
From 10/1/22 to 9/30/23, there were...	
<b>343</b>	<b>451</b>
People newly seeking services through coordinated entry	People accessing services 330 are newly enrolled, 121 retained enrollment from prior to 10/1/22



People seeking housing services are prioritized based on immediate and long term need. Not everyone who requires intensive services, such as PSH\*, gets access to those services.

People requiring PSH      People receiving PSH  
135                                      11

Factors that people identified as a cause of homelessness	
Disability	43 people
Disaster	15 people
Domestic violence or crime survivor	130 people
Eviction or similar	211 people

- 30 people were Veterans
- 285 people were employed
- 301 people experienced first time homelessness
- 181 people were 55+ years old without younger family present
- 109 people experienced chronic homelessness
- 320 people experienced a long-term disability

Age and Household Breakout of people accessing services.						
	Total people	Households	Children under 18	Youth 18-24	Adults 25-54	Adults over 55
Adult & child(ren)	115	89	13	11	89	2
Only adults	304	299	0	2	90	212
TAY parenting youth	14	14	3	11	0	0
TAY youth	33	33	0	32	0	0
Child only	2	2	2	0	0	0

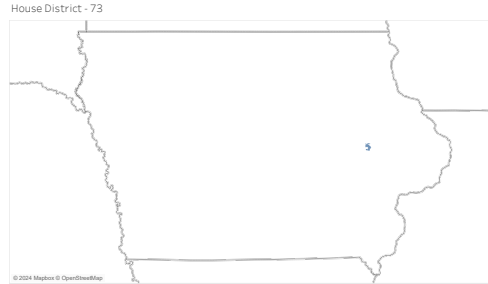


74% of people served have either found or maintained permanent housing

\*PSH, or permanent supportive housing, is an intensive housing intervention that provides people with high barriers access to housing and supportive services for as long as the individual or family needs in order to stabilize and become self-sufficient. Additional questions? Want more data? Please contact [support@icalliances.org](mailto:support@icalliances.org)

## Homelessness from House District 73

Linn	
From 10/1/22 to 9/30/23, there were...	
<b>619</b>	<b>834</b>
People newly seeking services through coordinated entry	People accessing services 496 are newly enrolled, 338 retained enrollment from prior to 10/1/22



People seeking housing services are prioritized based on immediate and long term need. Not everyone who requires intensive services, such as PSH\*, gets access to those services.

People requiring PSH      People receiving PSH  
191                                      31

Factors that people identified as a cause of homelessness	
Disability	82 people
Disaster	45 people
Domestic violence or crime survivor	208 people
Eviction or similar	314 people

- 53 people were Veterans
- 382 people were employed
- 452 people experienced first time homelessness
- 245 people were 55+ years old without younger family present
- 152 people experienced chronic homelessness
- 439 people experienced a long-term disability

Age and Household Breakout of people accessing services.						
	Total people	Households	Children under 18	Youth 18-24	Adults 25-54	Adults over 55
Adult & child(ren)	284	160	137	13	131	3
Only adults	466	444	0	20	124	322
TAY parenting youth	37	20	14	23	0	0
TAY youth	51	49	0	51	0	0
Child only	28	23	28	0	0	0

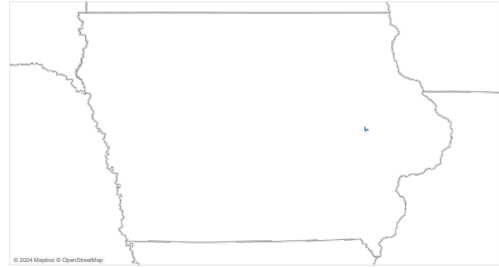


73% of people served have either found or maintained permanent housing

\*PSH, or permanent supportive housing, is an intensive housing intervention that provides people with high barriers access to housing and supportive services for as long as the individual or family needs in order to stabilize and become self-sufficient. Additional questions? Want more data? Please contact [support@icalliances.org](mailto:support@icalliances.org)

## Homelessness from House District 74

House District - 74



Linn	
From 10/1/22 to 9/30/23, there were...	
<b>1070</b>	<b>1422</b>
People newly seeking services through coordinated entry	People accessing services 833 are newly enrolled, 589 retained enrollment from prior to 10/1/22

People seeking housing services are prioritized based on immediate and long term need. Not everyone who requires intensive services, such as PSH\*, gets access to those services.

**People requiring PSH**      **People receiving PSH**  
 294                                      44

Factors that people identified as a cause of homelessness	
Disability	121 people
Disaster	64 people
Domestic violence or crime survivor	308 people
Eviction or similar	576 people

- 83 people were Veterans
- 637 people were employed
- 768 people experienced first time homelessness
- 356 people were 55+ years old without younger family present
- 243 people experienced chronic homelessness
- 696 people experienced a long-term disability

Age and Household Breakout of people accessing services.						
	Total people	Households	Children under 18	Youth 18-24	Adults 25-54	Adults over 55
Adult & child(ren)	512	251	260	22	225	5
Only adults	762	720	0	32	201	529
TAY parenting youth	71	33	34	37	0	0
TAY youth	85	82	0	85	0	0
Child only	39	35	39	0	0	0

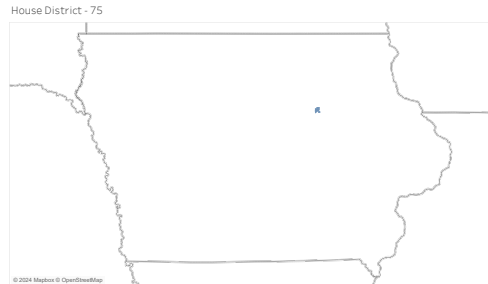


73% of people served have either found or maintained permanent housing

\*PSH, or permanent supportive housing, is an intensive housing intervention that provides people with high barriers access to housing and supportive services for as long as the individual or family needs in order to stabilize and become self-sufficient. Additional questions? Want more data? Please contact [support@icalliances.org](mailto:support@icalliances.org)

## Homelessness from House District 75

Black Hawk	
From 10/1/22 to 9/30/23, there were...	
<b>72</b>	<b>93</b>
People newly seeking services through coordinated entry	People accessing services 61 are newly enrolled, 32 retained enrollment from prior to 10/1/22



People seeking housing services are prioritized based on immediate and long term need. Not everyone who requires intensive services, such as PSH\*, gets access to those services.

**People requiring PSH**     **People receiving PSH**  
 27                                      3

Factors that people identified as a cause of homelessness	
Disability	10 people
Disaster	1 person
Domestic violence or crime survivor	24 people
Eviction or similar	45 people

- 4 people were Veterans
- 47 people were employed
- 59 people experienced first time homelessness
- 34 people were 55+ years old without younger family present
- 12 people experienced chronic homelessness
- 54 people experienced a long-term disability

### Age and Household Breakout of people accessing services.

	Total people	Households	Children under 18	Youth 18-24	Adults 25-54	Adults over 55
Adult & child(ren)	30	12	16	0	13	1
Only adults	54	54	0	0	17	37
TAY parenting youth	2	2	0	2	0	0
TAY youth	9	9	0	9	0	0
Child only	1	1	1	0	0	0

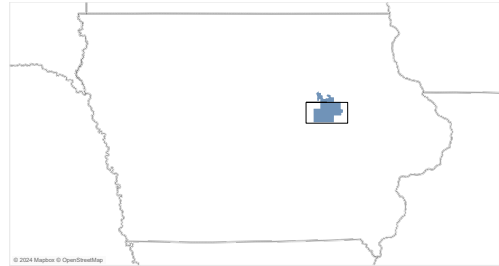


70% of people served have either found or maintained permanent housing

\*PSH, or permanent supportive housing, is an intensive housing intervention that provides people with high barriers access to housing and supportive services for as long as the individual or family needs in order to stabilize and become self-sufficient. Additional questions? Want more data? Please contact [support@icalliances.org](mailto:support@icalliances.org)

## Homelessness from House District 76

House District - 76



Black Hawk	
From 10/1/22 to 9/30/23, there were...	
<b>677</b>	<b>967</b>
People newly seeking services through coordinated entry	People accessing services 578 are newly enrolled, 389 retained enrollment from prior to 10/1/22

People seeking housing services are prioritized based on immediate and long term need. Not everyone who requires intensive services, such as PSH\*, gets access to those services.

People requiring PSH	People receiving PSH
264	36

Factors that people identified as a cause of homelessness	
Disability	93 people
Disaster	56 people
Domestic violence or crime survivor	245 people
Eviction or similar	391 people

- 87 people were Veterans
- 493 people were employed
- 540 people experienced first time homelessness
- 277 people were 55+ years old without younger family present
- 170 people experienced chronic homelessness
- 525 people experienced a long-term disability

Age and Household Breakout of people accessing services.						
	Total people	Households	Children under 18	Youth 18-24	Adults 25-54	Adults over 55
Adult & child(ren)	289	164	107	9	169	4
Only adults	602	590	0	10	161	431
TAY parenting youth	28	22	7	21	0	0
TAY youth	53	53	0	53	0	0
Child only	19	14	19	0	0	0

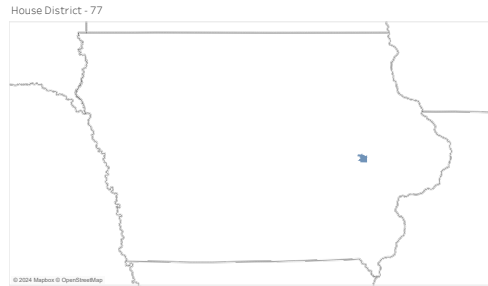


68% of people served have either found or maintained permanent housing

\*PSH, or permanent supportive housing, is an intensive housing intervention that provides people with high barriers access to housing and supportive services for as long as the individual or family needs in order to stabilize and become self-sufficient. Additional questions? Want more data? Please contact [support@icalliances.org](mailto:support@icalliances.org)

## Homelessness from House District 77

Linn	
From 10/1/22 to 9/30/23, there were...	
<b>1259</b>	<b>1703</b>
People newly seeking services through coordinated entry	People accessing services 1019 are newly enrolled, 684 retained enrollment from prior to 10/1/22



People seeking housing services are prioritized based on immediate and long term need. Not everyone who requires intensive services, such as PSH\*, gets access to those services.

**People requiring PSH**      **People receiving PSH**  
 355                                      52

Factors that people identified as a cause of homelessness	
Disability	150 people
Disaster	68 people
Domestic violence or crime survivor	385 people
Eviction or similar	617 people

- 84 people were Veterans
- 713 people were employed
- 928 people experienced first time homelessness
- 444 people were 55+ years old without younger family present
- 290 people experienced chronic homelessness
- 804 people experienced a long-term disability

Age and Household Breakout of people accessing services.						
	Total people	Households	Children under 18	Youth 18-24	Adults 25-54	Adults over 55
Adult & child(ren)	687	302	370	35	270	12
Only adults	860	829	0	26	232	600
TAY parenting youth	68	35	31	37	0	0
TAY youth	93	90	0	93	0	0
Child only	61	49	61	0	0	0

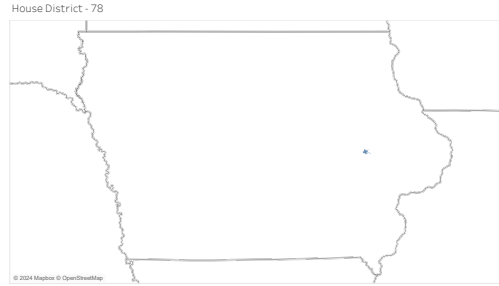


76% of people served have either found or maintained permanent housing

\*PSH, or permanent supportive housing, is an intensive housing intervention that provides people with high barriers access to housing and supportive services for as long as the individual or family needs in order to stabilize and become self-sufficient. Additional questions? Want more data? Please contact [support@icalliances.org](mailto:support@icalliances.org)

## Homelessness from House District 78

Linn	
From 10/1/22 to 9/30/23, there were...	
<b>1777</b>	<b>2385</b>
People newly seeking services through coordinated entry	People accessing services 1409 are newly enrolled, 976 retained enrollment from prior to 10/1/22



People seeking housing services are prioritized based on immediate and long term need. Not everyone who requires intensive services, such as PSH\*, gets access to those services.

People requiring PSH      People receiving PSH  
491                                      70

Factors that people identified as a cause of homelessness	
Disability	201 people
Disaster	89 people
Domestic violence or crime survivor	503 people
Eviction or similar	930 people

- 119 people were Veterans
- 1018 people were employed
- 1293 people experienced first time homelessness
- 609 people were 55+ years old without younger family present
- 410 people experienced chronic homelessness
- 1117 people experienced a long-term disability

Age and Household Breakout of people accessing services.						
	Total people	Households	Children under 18	Youth 18-24	Adults 25-54	Adults over 55
Adult & child(ren)	935	394	504	45	372	14
Only adults	1229	1169	0	38	333	856
TAY parenting youth	101	46	51	50	0	0
TAY youth	128	123	0	128	0	0
Child only	72	61	72	0	0	0

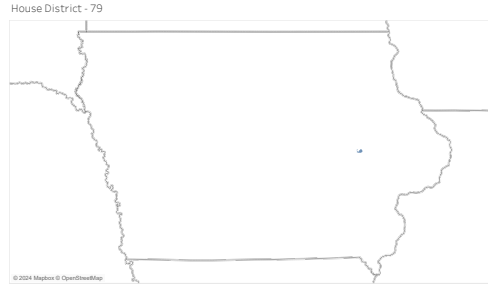


76% of people served have either found or maintained permanent housing

\*PSH, or permanent supportive housing, is an intensive housing intervention that provides people with high barriers access to housing and supportive services for as long as the individual or family needs in order to stabilize and become self-sufficient. Additional questions? Want more data? Please contact [support@icalliances.org](mailto:support@icalliances.org)

## Homelessness from House District 79

Linn	
From 10/1/22 to 9/30/23, there were...	
<b>867</b>	<b>1187</b>
People newly seeking services through coordinated entry	People accessing services 692 are newly enrolled, 495 retained enrollment from prior to 10/1/22



People seeking housing services are prioritized based on immediate and long term need. Not everyone who requires intensive services, such as PSH\*, gets access to those services.

**People requiring PSH**      **People receiving PSH**  
 231                                      30

Factors that people identified as a cause of homelessness	
Disability	90 people
Disaster	49 people
Domestic violence or crime survivor	254 people
Eviction or similar	428 people

- 46 people were Veterans
- 484 people were employed
- 634 people experienced first time homelessness
- 262 people were 55+ years old without younger family present
- 182 people experienced chronic homelessness
- 535 people experienced a long-term disability

Age and Household Breakout of people accessing services.						
	Total people	Households	Children under 18	Youth 18-24	Adults 25-54	Adults over 55
Adult & child(ren)	508	220	281	24	194	9
Only adults	570	552	0	10	152	406
TAY parenting youth	45	26	21	24	0	0
TAY youth	64	62	0	64	0	0
Child only	47	39	47	0	0	0



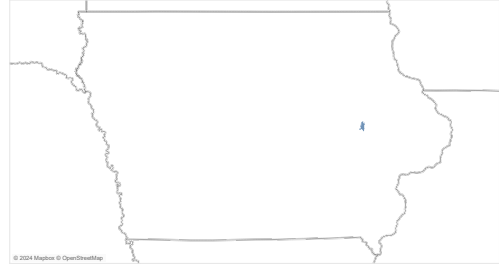
76% of people served have either found or maintained permanent housing

\*PSH, or permanent supportive housing, is an intensive housing intervention that provides people with high barriers access to housing and supportive services for as long as the individual or family needs in order to stabilize and become self-sufficient. Additional questions? Want more data? Please contact [support@icalliances.org](mailto:support@icalliances.org)



### Homelessness from House District 80

House District - 80



Linn	
From 10/1/22 to 9/30/23, there were...	
<b>843</b>	<b>1130</b>
People newly seeking services through coordinated entry	People accessing services 643 are newly enrolled, 487 retained enrollment from prior to 10/1/22

People seeking housing services are prioritized based on immediate and long term need. Not everyone who requires intensive services, such as PSH\*, gets access to those services.

**People requiring PSH**      **People receiving PSH**  
231                                      32

Factors that people identified as a cause of homelessness	
Disability	89 people
Disaster	56 people
Domestic violence or crime survivor	219 people
Eviction or similar	497 people

- 58 people were Veterans
- 522 people were employed
- 592 people experienced first time homelessness
- 273 people were 55+ years old without younger family present
- 178 people experienced chronic homelessness
- 549 people experienced a long-term disability

Age and Household Breakout of people accessing services.						
	Total people	Households	Children under 18	Youth 18-24	Adults 25-54	Adults over 55
Adult & child(ren)	387	191	193	14	176	4
Only adults	630	595	0	20	162	448
TAY parenting youth	56	27	27	29	0	0
TAY youth	61	59	0	61	0	0
Child only	32	32	32	0	0	0



72% of people served have either found or maintained permanent housing

\*PSH, or permanent supportive housing, is an intensive housing intervention that provides people with high barriers access to housing and supportive services for as long as the individual or family needs in order to stabilize and become self-sufficient. Additional questions? Want more data? Please contact [support@icalliances.org](mailto:support@icalliances.org)

## Homelessness from House District 81

Scott	
From 10/1/22 to 9/30/23, there were...	
<b>1203</b>	<b>1406</b>
People newly seeking services through coordinated entry	People accessing services 1080 are newly enrolled, 326 retained enrollment from prior to 10/1/22



People seeking housing services are prioritized based on immediate and long term need. Not everyone who requires intensive services, such as PSH\*, gets access to those services.

People requiring PSH      People receiving PSH  
217                                      36

Factors that people identified as a cause of homelessness	
Disability	121 people
Disaster	50 people
Domestic violence or crime survivor	235 people
Eviction or similar	608 people

- 57 people were Veterans
- 622 people were employed
- 1038 people experienced first time homelessness
- 285 people were 55+ years old without younger family present
- 127 people experienced chronic homelessness
- 556 people experienced a long-term disability

### Age and Household Breakout of people accessing services.

	Total people	Households	Children under 18	Youth 18-24	Adults 25-54	Adults over 55
Adult & child(ren)	718	356	341	28	337	12
Only adults	597	572	0	12	153	430
TAY parenting youth	74	38	39	35	0	0
TAY youth	60	59	0	60	0	0
Child only	25	12	25	0	0	0

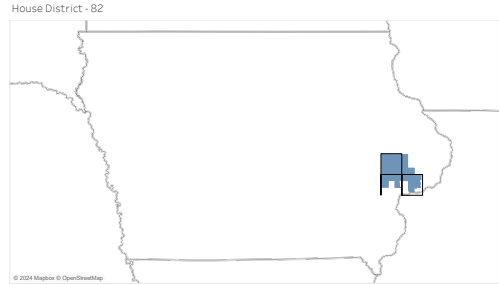


80% of people served have either found or maintained permanent housing

\*PSH, or permanent supportive housing, is an intensive housing intervention that provides people with high barriers access to housing and supportive services for as long as the individual or family needs in order to stabilize and become self-sufficient. Additional questions? Want more data? Please contact [support@icalliances.org](mailto:support@icalliances.org)

## Homelessness from House District 82

Cedar	
From 10/1/22 to 9/30/23, there were...	
<b>1293</b>	<b>1543</b>
People newly seeking services through coordinated entry	People accessing services 1222 are newly enrolled, 321 retained enrollment from prior to 10/1/22



People seeking housing services are prioritized based on immediate and long term need. Not everyone who requires intensive services, such as PSH\*, gets access to those services.

People requiring PSH      People receiving PSH  
338                                      70

Factors that people identified as a cause of homelessness	
Disability	232 people
Disaster	58 people
Domestic violence or crime survivor	325 people
Eviction or similar	675 people

- 63 people were Veterans
- 771 people were employed
- 1166 people experienced first time homelessness
- 506 people were 55+ years old without younger family present
- 146 people experienced chronic homelessness
- 554 people experienced a long-term disability

Age and Household Breakout of people accessing services.						
	Total people	Households	Children under 18	Youth 18-24	Adults 25-54	Adults over 55
Adult & child(ren)	672	423	164	41	445	22
Only adults	762	702	0	21	235	505
TAY parenting youth	51	31	16	35	0	0
TAY youth	88	77	0	88	0	0
Child only	15	6	15	0	0	0

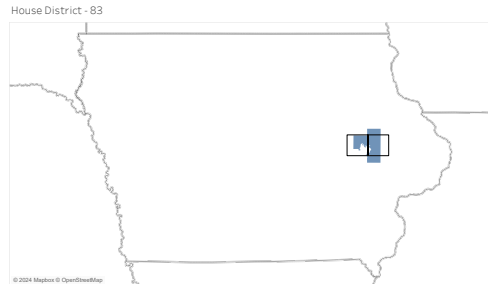


83% of people served have either found or maintained permanent housing

\*PSH, or permanent supportive housing, is an intensive housing intervention that provides people with high barriers access to housing and supportive services for as long as the individual or family needs in order to stabilize and become self-sufficient. Additional questions? Want more data? Please contact [support@icalliances.org](mailto:support@icalliances.org)

## Homelessness from House District 83

Linn	
From 10/1/22 to 9/30/23, there were...	
<b>730</b>	<b>978</b>
People newly seeking services through coordinated entry	People accessing services 576 are newly enrolled, 402 retained enrollment from prior to 10/1/22



People seeking housing services are prioritized based on immediate and long term need. Not everyone who requires intensive services, such as PSH\*, gets access to those services.

People requiring PSH: 224  
People receiving PSH: 35

Factors that people identified as a cause of homelessness	
Disability	89 people
Disaster	52 people
Domestic violence or crime survivor	248 people
Eviction or similar	367 people

- 61 people were Veterans
- 439 people were employed
- 523 people experienced first time homelessness
- 277 people were 55+ years old without younger family present
- 170 people experienced chronic homelessness
- 511 people experienced a long-term disability

Age and Household Breakout of people accessing services.						
	Total people	Households	Children under 18	Youth 18-24	Adults 25-54	Adults over 55
Adult & child(ren)	338	180	165	15	155	3
Only adults	543	517	0	21	145	377
TAY parenting youth	47	24	19	28	0	0
TAY youth	55	53	0	55	0	0
Child only	34	28	34	0	0	0

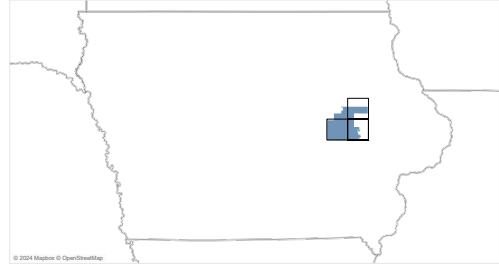


73% of people served have either found or maintained permanent housing

\*PSH, or permanent supportive housing, is an intensive housing intervention that provides people with high barriers access to housing and supportive services for as long as the individual or family needs in order to stabilize and become self-sufficient. Additional questions? Want more data? Please contact [support@icalliances.org](mailto:support@icalliances.org)

### Homelessness from House District 84

House District - 84



Benton	
From 10/1/22 to 9/30/23, there were...	
<b>994</b>	<b>1350</b>
People newly seeking services through coordinated entry	People accessing services 799 are newly enrolled, 551 retained enrollment from prior to 10/1/22

People seeking housing services are prioritized based on immediate and long term need. Not everyone who requires intensive services, such as PSH\*, gets access to those services.

**People requiring PSH**      **People receiving PSH**  
272                                      38

Factors that people identified as a cause of homelessness	
Disability	108 people
Disaster	53 people
Domestic violence or crime survivor	293 people
Eviction or similar	477 people

- 56 people were Veterans
- 548 people were employed
- 727 people experienced first time homelessness
- 285 people were 55+ years old without younger family present
- 213 people experienced chronic homelessness
- 629 people experienced a long-term disability

Age and Household Breakout of people accessing services.						
	Total people	Households	Children under 18	Youth 18-24	Adults 25-54	Adults over 55
Adult & child(ren)	572	247	318	26	219	9
Only adults	660	636	0	14	170	474
TAY parenting youth	49	28	23	26	0	0
TAY youth	68	66	0	68	0	0
Child only	54	46	54	0	0	0

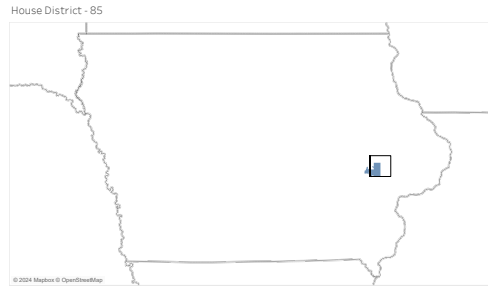


76% of people served have either found or maintained permanent housing

\*PSH, or permanent supportive housing, is an intensive housing intervention that provides people with high barriers access to housing and supportive services for as long as the individual or family needs in order to stabilize and become self-sufficient. Additional questions? Want more data? Please contact [support@icalliances.org](mailto:support@icalliances.org)

## Homelessness from House District 85

Johnson	
From 10/1/22 to 9/30/23, there were...	
<b>608</b>	<b>874</b>
People newly seeking services through coordinated entry	People accessing services 650 are newly enrolled, 224 retained enrollment from prior to 10/1/22



People seeking housing services are prioritized based on immediate and long term need. Not everyone who requires intensive services, such as PSH\*, gets access to those services.

People requiring PSH      People receiving PSH  
300                                      92

Factors that people identified as a cause of homelessness	
Disability	73 people
Disaster	21 people
Domestic violence or crime survivor	166 people
Eviction or similar	354 people

- 71 people were Veterans
- 494 people were employed
- 567 people experienced first time homelessness
- 400 people were 55+ years old without younger family present
- 232 people experienced chronic homelessness
- 482 people experienced a long-term disability

Age and Household Breakout of people accessing services.						
	Total people	Households	Children under 18	Youth 18-24	Adults 25-54	Adults over 55
Adult & child(ren)	240	185	46	20	167	6
Only adults	577	573	0	11	149	417
TAY parenting youth	17	13	4	13	0	0
TAY youth	61	62	0	61	0	0
Child only	12	9	12	0	0	0

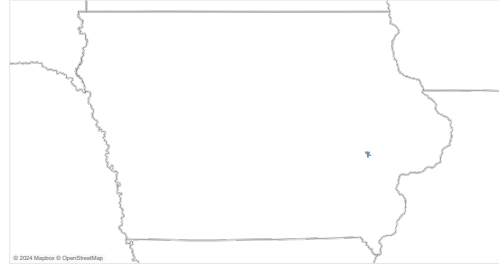


83% of people served have either found or maintained permanent housing

\*PSH, or permanent supportive housing, is an intensive housing intervention that provides people with high barriers access to housing and supportive services for as long as the individual or family needs in order to stabilize and become self-sufficient. Additional questions? Want more data? Please contact [support@icalliances.org](mailto:support@icalliances.org)

## Homelessness from House District 86

House District - 86



Johnson	
From 10/1/22 to 9/30/23, there were...	
<b>353</b>	<b>484</b>
People newly seeking services through coordinated entry	People accessing services 371 are newly enrolled, 113 retained enrollment from prior to 10/1/22

People seeking housing services are prioritized based on immediate and long term need. Not everyone who requires intensive services, such as PSH\*, gets access to those services.

People requiring PSH      People receiving PSH  
141                                      35

Factors that people identified as a cause of homelessness	
Disability	30 people
Disaster	14 people
Domestic violence or crime survivor	96 people
Eviction or similar	175 people

- 28 people were Veterans
- 256 people were employed
- 328 people experienced first time homelessness
- 187 people were 55+ years old without younger family present
- 99 people experienced chronic homelessness
- 242 people experienced a long-term disability

Age and Household Breakout of people accessing services.						
	Total people	Households	Children under 18	Youth 18-24	Adults 25-54	Adults over 55
Adult & child(ren)	155	118	32	13	105	4
Only adults	291	287	0	7	64	220
TAY parenting youth	16	13	4	12	0	0
TAY youth	35	34	0	35	0	0
Child only	6	6	6	0	0	0



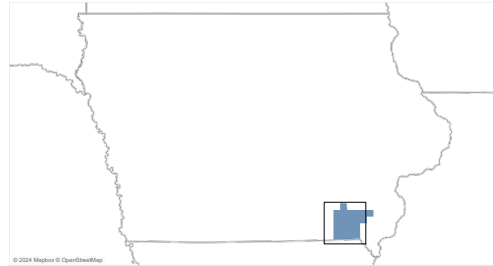
80% of people served have either found or maintained permanent housing

\*PSH, or permanent supportive housing, is an intensive housing intervention that provides people with high barriers access to housing and supportive services for as long as the individual or family needs in order to stabilize and become self-sufficient. Additional questions? Want more data? Please contact [support@icalliances.org](mailto:support@icalliances.org)

## Homelessness from House District 87

Van Buren	
From 10/1/22 to 9/30/23, there were . . .	
<b>158</b>	<b>180</b>
People newly seeking services through coordinated entry	People accessing services 133 are newly enrolled, 47 retained enrollment from prior to 10/1/22

House District - 87



People seeking housing services are prioritized based on immediate and long term need. Not everyone who requires intensive services, such as PSH\*, gets access to those services.

**People requiring PSH** 41      **People receiving PSH** 1

Factors that people identified as a cause of homelessness	
Disability	23 people
Disaster	10 people
Domestic violence or crime survivor	45 people
Eviction or similar	68 people

- 7 people were Veterans
- 76 people were employed
- 125 people experienced first time homelessness
- 31 people were 55+ years old without younger family present
- 24 people experienced chronic homelessness
- 93 people experienced a long-term disability

Age and Household Breakout of people accessing services.						
	Total people	Households	Children under 18	Youth 18-24	Adults 25-54	Adults over 55
Adult & child(ren)	75	45	19	7	47	2
Only adults	90	83	0	2	23	65
TAY parenting youth	4	3	1	3	0	0
TAY youth	13	13	0	13	0	0
Child only	1	1	1	0	0	0



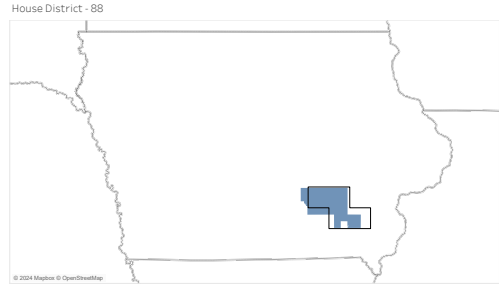
**75% of people served have either found or maintained permanent housing**

\*PSH, or permanent supportive housing, is an intensive housing intervention that provides people with high barriers access to housing and supportive services for as long as the individual or family needs in order to stabilize and become self-sufficient. Additional questions? Want more data? Please contact [support@icalliances.org](mailto:support@icalliances.org)



### Homelessness from House District 88

Mahaska	
From 10/1/22 to 9/30/23, there were . . .	
<b>661</b>	<b>751</b>
People newly seeking services through coordinated entry	People accessing services 563 are newly enrolled, 188 retained enrollment from prior to 10/1/22



People seeking housing services are prioritized based on immediate and long term need. Not everyone who requires intensive services, such as PSH\*, gets access to those services.

People requiring PSH      People receiving PSH  
208                                      6

Factors that people identified as a cause of homelessness	
Disability	75 people
Disaster	32 people
Domestic violence or crime survivor	161 people
Eviction or similar	293 people

- 29 people were Veterans
- 308 people were employed
- 510 people experienced first time homelessness
- 129 people were 55+ years old without younger family present
- 104 people experienced chronic homelessness
- 383 people experienced a long-term disability

Age and Household Breakout of people accessing services.						
	Total people	Households	Children under 18	Youth 18-24	Adults 25-54	Adults over 55
Adult & child(ren)	330	183	97	21	207	5
Only adults	390	357	0	12	88	290
TAY parenting youth	14	9	4	10	0	0
TAY youth	38	33	0	38	0	0
Child only	10	7	10	0	0	0



83% of people served have either found or maintained permanent housing

\*PSH, or permanent supportive housing, is an intensive housing intervention that provides people with high barriers access to housing and supportive services for as long as the individual or family needs in order to stabilize and become self-sufficient. Additional questions? Want more data? Please contact [support@icalliances.org](mailto:support@icalliances.org)

## Homelessness from House District 89

Johnson	
From 10/1/22 to 9/30/23, there were...	
<b>373</b>	<b>572</b>
People newly seeking services through coordinated entry	People accessing services 410 are newly enrolled, 162 retained enrollment from prior to 10/1/22



People seeking housing services are prioritized based on immediate and long term need. Not everyone who requires intensive services, such as PSH\*, gets access to those services.

People requiring PSH: 208  
People receiving PSH: 69

Factors that people identified as a cause of homelessness	
Disability	54 people
Disaster	15 people
Domestic violence or crime survivor	109 people
Eviction or similar	237 people

- 55 people were Veterans
- 340 people were employed
- 358 people experienced first time homelessness
- 289 people were 55+ years old without younger family present
- 174 people experienced chronic homelessness
- 321 people experienced a long-term disability

Age and Household Breakout of people accessing services.						
	Total people	Households	Children under 18	Youth 18-24	Adults 25-54	Adults over 55
Adult & child(ren)	135	113	19	9	103	4
Only adults	394	393	0	6	107	281
TAY parenting youth	15	13	2	13	0	0
TAY youth	47	49	0	47	0	0
Child only	9	6	9	0	0	0

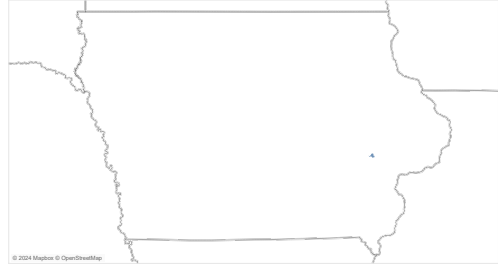


86% of people served have either found or maintained permanent housing

\*PSH, or permanent supportive housing, is an intensive housing intervention that provides people with high barriers access to housing and supportive services for as long as the individual or family needs in order to stabilize and become self-sufficient. Additional questions? Want more data? Please contact [support@icalliances.org](mailto:support@icalliances.org)

## Homelessness from House District 90

House District - 90



Johnson	
From 10/1/22 to 9/30/23, there were . . .	
<b>427</b>	<b>656</b>
People newly seeking services through coordinated entry	People accessing services 473 are newly enrolled, 183 retained enrollment from prior to 10/1/22

People seeking housing services are prioritized based on immediate and long term need. Not everyone who requires intensive services, such as PSH\*, gets access to those services.

**People requiring PSH**      **People receiving PSH**  
 234                                      77

Factors that people identified as a cause of homelessness	
Disability	60 people
Disaster	15 people
Domestic violence or crime survivor	120 people
Eviction or similar	269 people

- 59 people were Veterans
- 387 people were employed
- 411 people experienced first time homelessness
- 330 people were 55+ years old without younger family present
- 192 people experienced chronic homelessness
- 364 people experienced a long-term disability

Age and Household Breakout of people accessing services.						
	Total people	Households	Children under 18	Youth 18-24	Adults 25-54	Adults over 55
Adult & child(ren)	149	120	21	10	113	5
Only adults	457	453	0	8	119	330
TAY parenting youth	15	13	2	13	0	0
TAY youth	55	56	0	55	0	0
Child only	10	7	10	0	0	0

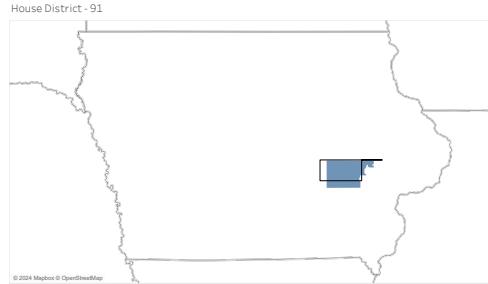


85% of people served have either found or maintained permanent housing

\*PSH, or permanent supportive housing, is an intensive housing intervention that provides people with high barriers access to housing and supportive services for as long as the individual or family needs in order to stabilize and become self-sufficient. Additional questions? Want more data? Please contact [support@icalliances.org](mailto:support@icalliances.org)

## Homelessness from House District 91

Iowa	
From 10/1/22 to 9/30/23, there were...	
<b>938</b>	<b>1276</b>
People newly seeking services through coordinated entry	People accessing services 812 are newly enrolled, 464 retained enrollment from prior to 10/1/22



People seeking housing services are prioritized based on immediate and long term need. Not everyone who requires intensive services, such as PSH\*, gets access to those services.

People requiring PSH      People receiving PSH  
286                                      47

Factors that people identified as a cause of homelessness	
Disability	87 people
Disaster	48 people
Domestic violence or crime survivor	272 people
Eviction or similar	466 people

- 62 people were Veterans
- 556 people were employed
- 729 people experienced first time homelessness
- 333 people were 55+ years old without younger family present
- 214 people experienced chronic homelessness
- 607 people experienced a long-term disability

Age and Household Breakout of people accessing services.						
	Total people	Households	Children under 18	Youth 18-24	Adults 25-54	Adults over 55
Adult & child(ren)	518	258	255	32	220	10
Only adults	642	626	0	9	164	469
TAY parenting youth	46	27	18	28	0	0
TAY youth	70	66	0	70	0	0
Child only	45	39	45	0	0	0

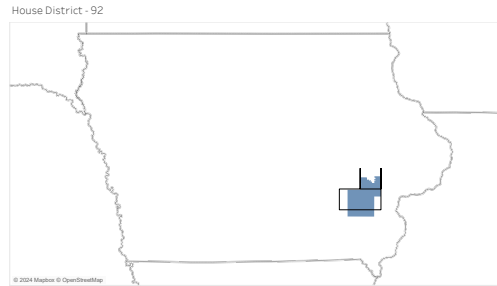


78% of people served have either found or maintained permanent housing

\*PSH, or permanent supportive housing, is an intensive housing intervention that provides people with high barriers access to housing and supportive services for as long as the individual or family needs in order to stabilize and become self-sufficient. Additional questions? Want more data? Please contact [support@icalliances.org](mailto:support@icalliances.org)

## Homelessness from House District 92

Washington	
From 10/1/22 to 9/30/23, there were...	
<b>555</b>	<b>827</b>
People newly seeking services through coordinated entry	People accessing services 610 are newly enrolled, 217 retained enrollment from prior to 10/1/22



People seeking housing services are prioritized based on immediate and long term need. Not everyone who requires intensive services, such as PSH\*, gets access to those services.

People requiring PSH      People receiving PSH  
294                                      90

Factors that people identified as a cause of homelessness	
Disability	84 people
Disaster	25 people
Domestic violence or crime survivor	172 people
Eviction or similar	330 people

- 78 people were Veterans
- 474 people were employed
- 534 people experienced first time homelessness
- 390 people were 55+ years old without younger family present
- 233 people experienced chronic homelessness
- 467 people experienced a long-term disability

Age and Household Breakout of people accessing services.						
	Total people	Households	Children under 18	Youth 18-24	Adults 25-54	Adults over 55
Adult & child(ren)	190	149	32	10	143	5
Only adults	572	562	0	10	150	412
TAY parenting youth	16	14	2	14	0	0
TAY youth	67	69	0	67	0	0
Child only	13	10	13	0	0	0



83% of people served have either found or maintained permanent housing

\*PSH, or permanent supportive housing, is an intensive housing intervention that provides people with high barriers access to housing and supportive services for as long as the individual or family needs in order to stabilize and become self-sufficient. Additional questions? Want more data? Please contact [support@icalliances.org](mailto:support@icalliances.org)

## Homelessness from House District 93

Scott	
From 10/1/22 to 9/30/23, there were...	
<b>172</b>	<b>209</b>
People newly seeking services through coordinated entry	People accessing services 165 are newly enrolled, 44 retained enrollment from prior to 10/1/22



People seeking housing services are prioritized based on immediate and long term need. Not everyone who requires intensive services, such as PSH\*, gets access to those services.

People requiring PSH 23      People receiving PSH 5

Factors that people identified as a cause of homelessness	
Disability	17 people
Disaster	9 people
Domestic violence or crime survivor	23 people
Eviction or similar	87 people

- 13 people were Veterans
- 80 people were employed
- 164 people experienced first time homelessness
- 26 people were 55+ years old without younger family present
- 18 people experienced chronic homelessness
- 78 people experienced a long-term disability

Age and Household Breakout of people accessing services.						
	Total people	Households	Children under 18	Youth 18-24	Adults 25-54	Adults over 55
Adult & child(ren)	116	54	56	5	54	1
Only adults	80	79	0	2	15	63
TAY parenting youth	6	5	1	5	0	0
TAY youth	7	6	0	7	0	0
Child only	3	2	3	0	0	0



79% of people served have either found or maintained permanent housing

\*PSH, or permanent supportive housing, is an intensive housing intervention that provides people with high barriers access to housing and supportive services for as long as the individual or family needs in order to stabilize and become self-sufficient. Additional questions? Want more data? Please contact [support@icalliances.org](mailto:support@icalliances.org)

## Homelessness from House District 94

Scott	
From 10/1/22 to 9/30/23, there were . . .	
<b>1467</b>	<b>1793</b>
People newly seeking services through coordinated entry	People accessing services 1409 are newly enrolled, 384 retained enrollment from prior to 10/1/22



People seeking housing services are prioritized based on immediate and long term need. Not everyone who requires intensive services, such as PSH\*, gets access to those services.

**People requiring PSH**      **People receiving PSH**  
275                                      72

Factors that people identified as a cause of homelessness	
Disability	154 people
Disaster	75 people
Domestic violence or crime survivor	277 people
Eviction or similar	812 people

- 97 people were Veterans
- 802 people were employed
- 1359 people experienced first time homelessness
- 386 people were 55+ years old without younger family present
- 182 people experienced chronic homelessness
- 749 people experienced a long-term disability

Age and Household Breakout of people accessing services.						
	Total people	Households	Children under 18	Youth 18-24	Adults 25-54	Adults over 55
Adult & child(ren)	915	453	419	41	437	18
Only adults	802	778	0	15	198	588
TAY parenting youth	87	47	40	47	0	0
TAY youth	60	61	0	60	0	0
Child only	20	14	20	0	0	0

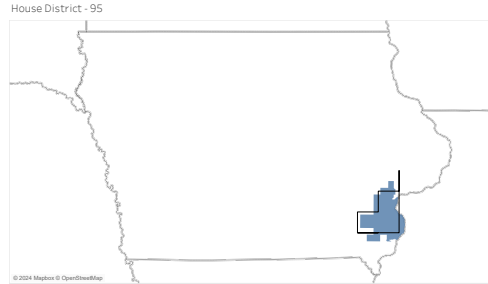


78% of people served have either found or maintained permanent housing

\*PSH, or permanent supportive housing, is an intensive housing intervention that provides people with high barriers access to housing and supportive services for as long as the individual or family needs in order to stabilize and become self-sufficient. Additional questions? Want more data? Please contact [support@icalliances.org](mailto:support@icalliances.org)

## Homelessness from House District 95

Des Moines	
From 10/1/22 to 9/30/23, there were...	
<b>1113</b>	<b>1360</b>
People newly seeking services through coordinated entry	People accessing services 1048 are newly enrolled, 312 retained enrollment from prior to 10/1/22



People seeking housing services are prioritized based on immediate and long term need. Not everyone who requires intensive services, such as PSH\*, gets access to those services.

People requiring PSH      People receiving PSH  
311                                      65

Factors that people identified as a cause of homelessness	
Disability	198 people
Disaster	111 people
Domestic violence or crime survivor	284 people
Eviction or similar	641 people

- 43 people were Veterans
- 698 people were employed
- 1004 people experienced first time homelessness
- 433 people were 55+ years old without younger family present
- 118 people experienced chronic homelessness
- 485 people experienced a long-term disability

### Age and Household Breakout of people accessing services.

	Total people	Households	Children under 18	Youth 18-24	Adults 25-54	Adults over 55
Adult & child(ren)	492	348	45	43	384	20
Only adults	753	676	0	24	213	515
TAY parenting youth	42	31	2	40	0	0
TAY youth	80	73	0	80	0	0
Child only	8	8	7	0	0	0




81% of people served have either found or maintained permanent housing

\*PSH, or permanent supportive housing, is an intensive housing intervention that provides people with high barriers access to housing and supportive services for as long as the individual or family needs in order to stabilize and become self-sufficient. Additional questions? Want more data? Please contact [support@icalliances.org](mailto:support@icalliances.org)



## Homelessness from House District 96

House District - 96



Muscatine	
From 10/1/22 to 9/30/23, there were...	
<b>697</b>	<b>836</b>
People newly seeking services through coordinated entry	People accessing services 698 are newly enrolled, 138 retained enrollment from prior to 10/1/22

People seeking housing services are prioritized based on immediate and long term need. Not everyone who requires intensive services, such as PSH\*, gets access to those services.

People requiring PSH      People receiving PSH  
208                                      57

Factors that people identified as a cause of homelessness	
Disability	159 people
Disaster	35 people
Domestic violence or crime survivor	192 people
Eviction or similar	389 people

- 24 people were Veterans
- 446 people were employed
- 667 people experienced first time homelessness
- 354 people were 55+ years old without younger family present
- 66 people experienced chronic homelessness
- 262 people experienced a long-term disability

Age and Household Breakout of people accessing services.						
	Total people	Households	Children under 18	Youth 18-24	Adults 25-54	Adults over 55
Adult & child(ren)	319	237	14	31	257	17
Only adults	457	409	0	16	151	290
TAY parenting youth	21	15	0	21	0	0
TAY youth	54	46	0	54	0	0
Child only	0	0	0	0	0	0



85% of people served have either found or maintained permanent housing

\*PSH, or permanent supportive housing, is an intensive housing intervention that provides people with high barriers access to housing and supportive services for as long as the individual or family needs in order to stabilize and become self-sufficient. Additional questions? Want more data? Please contact [support@icalliances.org](mailto:support@icalliances.org)

## Homelessness from House District 97

Scott	
From 10/1/22 to 9/30/23, there were...	
<b>1838</b>	<b>2209</b>
People newly seeking services through coordinated entry	People accessing services 1713 are newly enrolled, 496 retained enrollment from prior to 10/1/22



People seeking housing services are prioritized based on immediate and long term need. Not everyone who requires intensive services, such as PSH\*, gets access to those services.

People requiring PSH      People receiving PSH  
371                                      82

Factors that people identified as a cause of homelessness	
Disability	196 people
Disaster	94 people
Domestic violence or crime survivor	352 people
Eviction or similar	999 people

- 117 people were Veterans
- 1019 people were employed
- 1641 people experienced first time homelessness
- 505 people were 55+ years old without younger family present
- 243 people experienced chronic homelessness
- 944 people experienced a long-term disability

### Age and Household Breakout of people accessing services.

	Total people	Households	Children under 18	Youth 18-24	Adults 25-54	Adults over 55
Adult & child(ren)	1072	527	481	45	526	20
Only adults	1017	978	0	20	274	721
TAY parenting youth	111	57	55	56	0	0
TAY youth	84	82	0	84	0	0
Child only	31	17	31	0	0	0

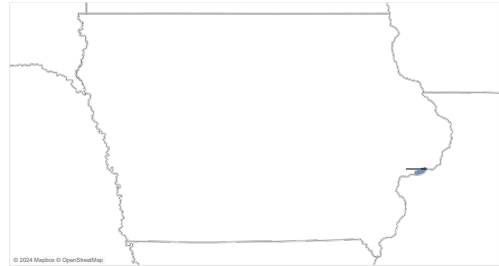


79% of people served have either found or maintained permanent housing

\*PSH, or permanent supportive housing, is an intensive housing intervention that provides people with high barriers access to housing and supportive services for as long as the individual or family needs in order to stabilize and become self-sufficient. Additional questions? Want more data? Please contact [support@icalliances.org](mailto:support@icalliances.org)

### Homelessness from House District 98

House District - 98



Scott	
From 10/1/22 to 9/30/23, there were . . .	
<b>1443</b>	<b>1766</b>
People newly seeking services through coordinated entry	People accessing services 1355 are newly enrolled, 411 retained enrollment from prior to 10/1/22

People seeking housing services are prioritized based on immediate and long term need. Not everyone who requires intensive services, such as PSH\*, gets access to those services.

People requiring PSH      People receiving PSH  
378                                      97

Factors that people identified as a cause of homelessness	
Disability	174 people
Disaster	79 people
Domestic violence or crime survivor	294 people
Eviction or similar	810 people

- 130 people were Veterans
- 833 people were employed
- 1283 people experienced first time homelessness
- 484 people were 55+ years old without younger family present
- 286 people experienced chronic homelessness
- 841 people experienced a long-term disability

Age and Household Breakout of people accessing services.						
	Total people	Households	Children under 18	Youth 18-24	Adults 25-54	Adults over 55
Adult & child(ren)	763	401	323	32	394	14
Only adults	905	882	0	14	262	628
TAY parenting youth	80	41	38	42	0	0
TAY youth	63	58	0	63	0	0
Child only	26	15	26	0	0	0



80% of people served have either found or maintained permanent housing

\*PSH, or permanent supportive housing, is an intensive housing intervention that provides people with high barriers access to housing and supportive services for as long as the individual or family needs in order to stabilize and become self-sufficient. Additional questions? Want more data? Please contact [support@icalliances.org](mailto:support@icalliances.org)

### Homelessness from House District 99

Des Moines	
From 10/1/22 to 9/30/23, there were...	
<b>366</b>	<b>461</b>
People newly seeking services through coordinated entry	People accessing services 289 are newly enrolled, 172 retained enrollment from prior to 10/1/22



People seeking housing services are prioritized based on immediate and long term need. Not everyone who requires intensive services, such as PSH\*, gets access to those services.

People requiring PSH     People receiving PSH  
79                                  5

Factors that people identified as a cause of homelessness	
Disability	26 people
Disaster	66 people
Domestic violence or crime survivor	79 people
Eviction or similar	224 people

- 17 people were Veterans
- 219 people were employed
- 281 people experienced first time homelessness
- 89 people were 55+ years old without younger family present
- 40 people experienced chronic homelessness
- 186 people experienced a long-term disability

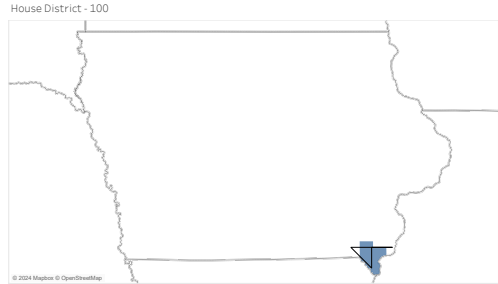
Age and Household Breakout of people accessing services.						
	Total people	Households	Children under 18	Youth 18-24	Adults 25-54	Adults over 55
Adult & child(ren)	149	95	31	11	105	2
Only adults	264	239	0	9	64	190
TAY parenting youth	23	17	3	20	0	0
TAY youth	21	20	0	21	0	0
Child only	5	5	4	0	0	0



69% of people served have either found or maintained permanent housing

\*PSH, or permanent supportive housing, is an intensive housing intervention that provides people with high barriers access to housing and supportive services for as long as the individual or family needs in order to stabilize and become self-sufficient. Additional questions? Want more data? Please contact [support@icalliances.org](mailto:support@icalliances.org)

### Homelessness from House District 100



Lee	
From 10/1/22 to 9/30/23, there were...	
<b>100</b>	<b>122</b>
People newly seeking services through coordinated entry	People accessing services 83 are newly enrolled, 39 retained enrollment from prior to 10/1/22

People seeking housing services are prioritized based on immediate and long term need. Not everyone who requires intensive services, such as PSH\*, gets access to those services.

People requiring PSH      People receiving PSH  
24                                      2

Factors that people identified as a cause of homelessness	
Disability	8 people
Disaster	10 people
Domestic violence or crime survivor	23 people
Eviction or similar	54 people

- 5 people were Veterans
- 50 people were employed
- 78 people experienced first time homelessness
- 11 people were 55+ years old without younger family present
- 10 people experienced chronic homelessness
- 53 people experienced a long-term disability

Age and Household Breakout of people accessing services.						
	Total people	Households	Children under 18	Youth 18-24	Adults 25-54	Adults over 55
Adult & child(ren)	44	24	11	4	29	0
Only adults	69	61	0	1	16	52
TAY parenting youth	4	3	1	3	0	0
TAY youth	5	5	0	5	0	0
Child only	0	0	0	0	0	0



68% of people served have either found or maintained permanent housing

\*PSH, or permanent supportive housing, is an intensive housing intervention that provides people with high barriers access to housing and supportive services for as long as the individual or family needs in order to stabilize and become self-sufficient. Additional questions? Want more data? Please contact [support@icalliances.org](mailto:support@icalliances.org)